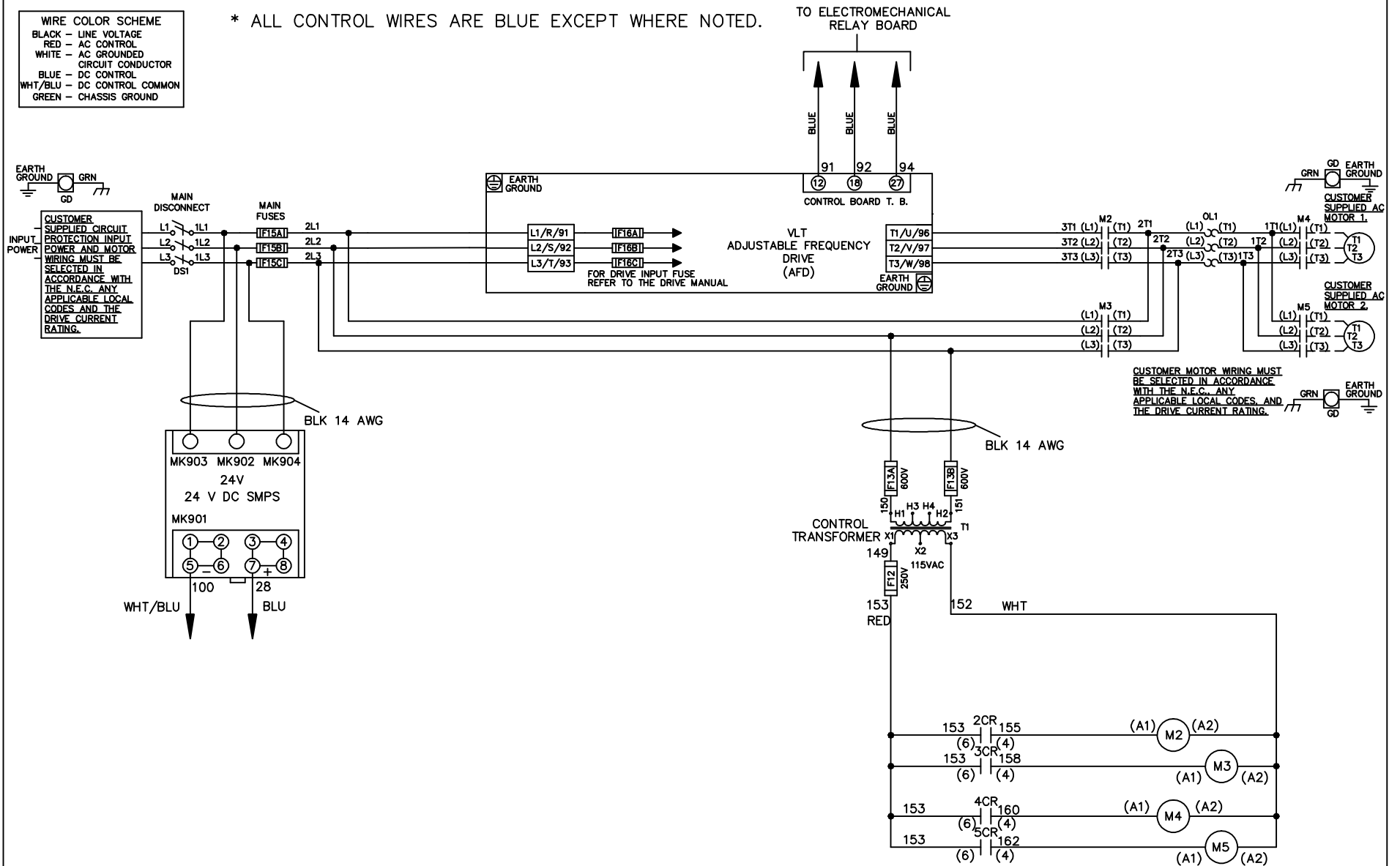


WIRE COLOR SCHEME	
BLACK	- LINE VOLTAGE
RED	- AC CONTROL
WHITE	- AC GROUNDED
	- CIRCUIT CONDUCTOR
BLUE	- DC CONTROL
WHT/BLU	- DC CONTROL COMMON
GREEN	- CHASSIS GROUND

* ALL CONTROL WIRES ARE BLUE EXCEPT WHERE NOTED.



- NOTICE -

THIS DOCUMENT CONTAINS PROPRIETARY INFORMATION OF DANFOSS DRIVES. IT IS LOANED BY DANFOSS DRIVES SUBJECT TO THE CONDITIONS THAT IT AND THE INFORMATION EMBODIED THEREIN SHALL BE USED ONLY FOR RECORD AND REFERENCE PURPOSES, SHALL NOT BE USED OR CAUSED TO BE USED IN ANY WAY PREJUDICIAL TO THE INTERESTS OF DANFOSS DRIVES, SHALL NOT BE REPRODUCED OR COPIED IN WHOLE OR IN PART, OR DISCLOSED TO ANYONE WITHOUT THE DIRECT WRITTEN PERMISSION OF DANFOSS DRIVES AND SHALL BE RETURNED UPON REQUEST.

DRN JNW
2/14/07
APR

NAME208 VOLT,2C,MAIN DISC
,MAIN FUSE,EMB1,FRAME C2N1_
,NO REACTOR & DVDT,CMS

Danfoss

A	SP08061	10/08
REV	ECN	DATE

MODEL	PAGE 1 OF 2	SIZE A	DWG NO.	174U1109
-------	-------------	--------	---------	----------

REV	ECN	DATE
A	SP08066	10/08

NOTICE
 THIS DOCUMENT CONTAINS PROPRIETARY INFORMATION OF DANFOSS DRIVES. IT IS LOANED BY DANFOSS DRIVES SUBJECT TO THE CONDITIONS THAT IT AND THE INFORMATION EMBODIED THEREIN SHALL BE USED ONLY FOR RECORD AND REFERENCE PURPOSES. SHALL NOT BE USED OR CAUSED TO BE USED IN ANY WAY PREJUDICIAL TO THE INTERESTS OF DANFOSS DRIVES. SHALL NOT BE REPRODUCED OR COPIED IN WHOLE OR IN PART, OR DISCLOSED TO ANYONE WITHOUT THE DIRECT WRITTEN PERMISSION OF DANFOSS DRIVES AND SHALL BE RETURNED UPON REQUEST.

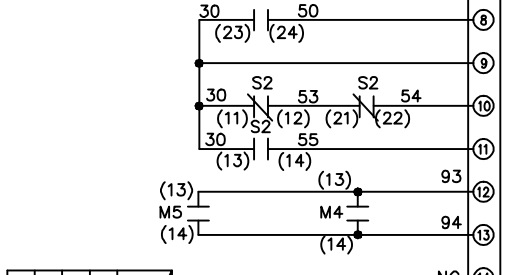
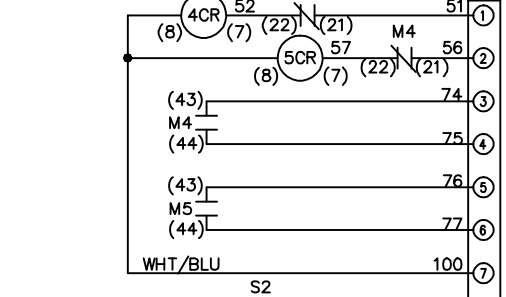
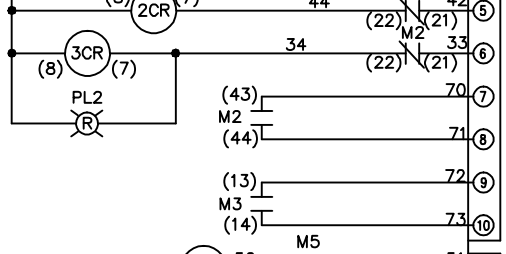
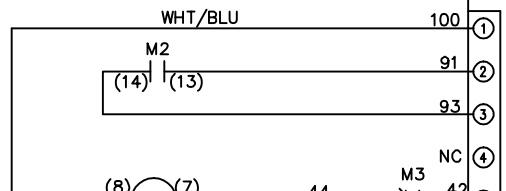
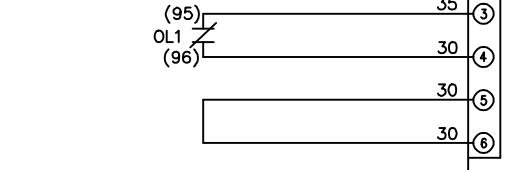
DRN JNW
 2/14/07
 APR

NAME 208 VOLT, 2C, MAIN DISC
 , MAIN FUSE, EMB1, FRAME C2N1
 , NO REACTOR & DVD1, CMS

MODEL
 PAGE 2 OF 2
 SIZE A
 DWG NO. 174U1109

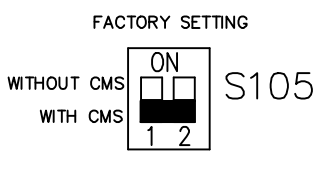
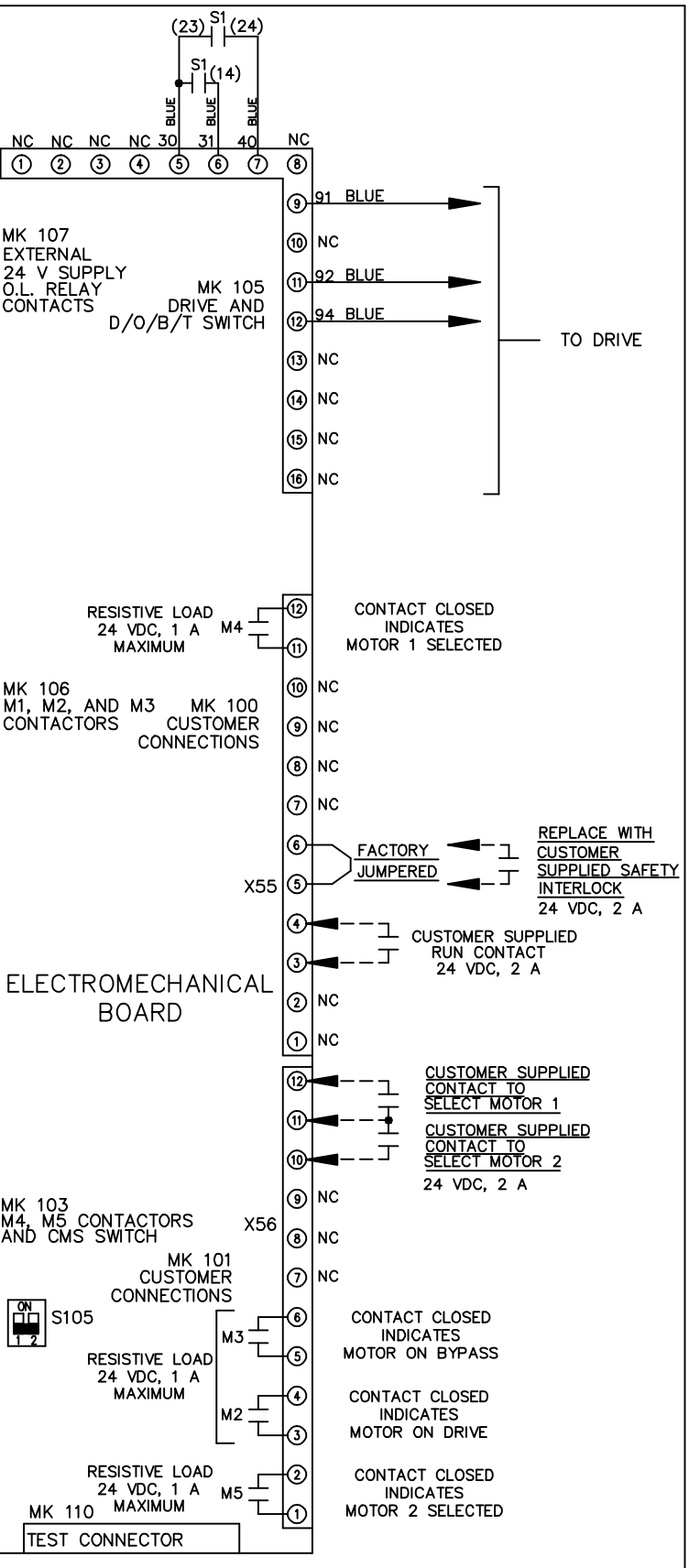
CONTACT SEQUENCE CHART FOR S1
 X INDICATES CONTACT CLOSED

POSITION	CONTACT	DRIVE	OFF	BYPASS
13-14				X
23-24		X		



CONTACT SEQUENCE CHART FOR S2
 X INDICATES CONTACT CLOSED

POSITION	CONTACT	MOTOR 1	AUTO	MOTOR 2
11-12		X		
13-14			X	
21-22				X
23-24		X		



CUSTOMER CONNECTIONS X55, X56
 CLASS 2 POWER SOURCE
 REQUIRED FOR FIELD CONNECTION
 USE CLASS 1 CONDUCTORS
 CONDUCTOR SIZE 28-14 AWG

