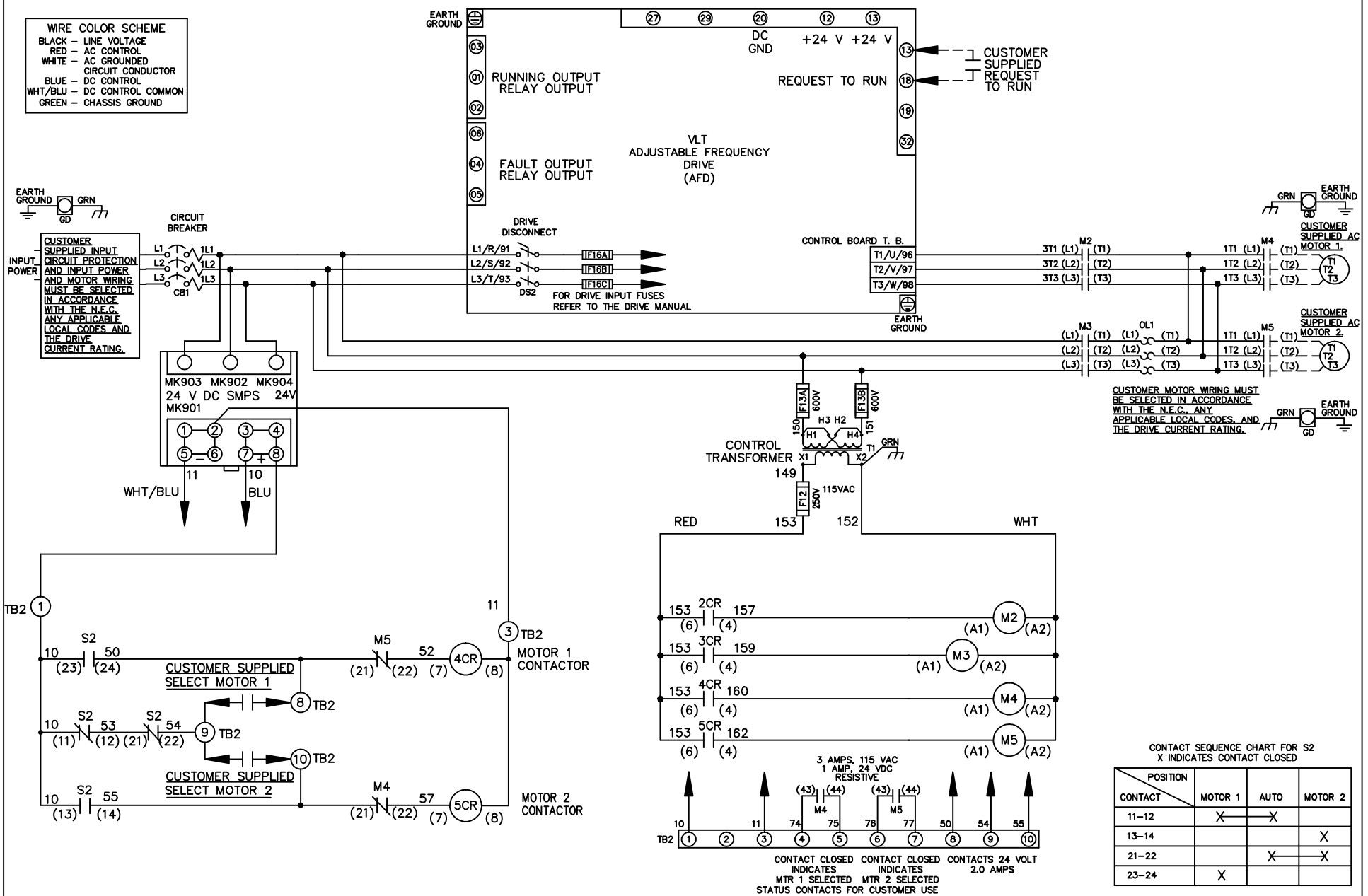
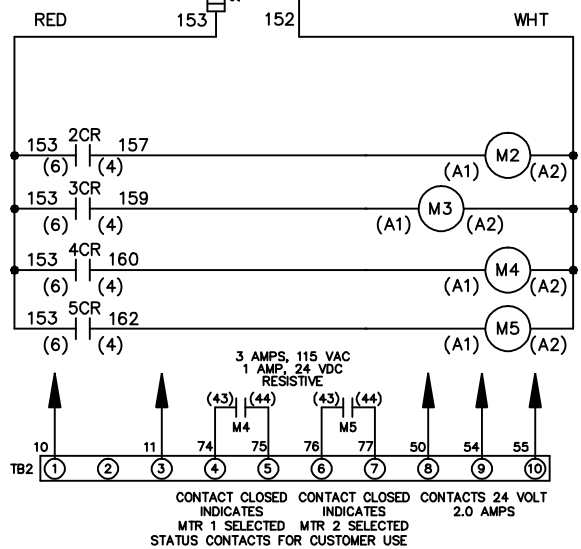


**WIRE COLOR SCHEME**  
 BLACK - LINE VOLTAGE  
 RED - AC CONTROL  
 WHITE - AC GROUNDED  
 CIRCUIT CONDUCTOR  
 BLUE - DC CONTROL  
 WHT/BLU - DC CONTROL COMMON  
 GREEN - CHASSIS GROUND



CUSTOMER MOTOR WIRING MUST BE SELECTED IN ACCORDANCE WITH THE N.E.C. ANY APPLICABLE LOCAL CODES, AND THE DRIVE CURRENT RATING.



REV	ECN	DATE
A	SP08061	10/08

**- NOTICE -**  
 THIS DOCUMENT CONTAINS PROPRIETARY INFORMATION OF DANFOSS DRIVES. IT IS LOANED BY DANFOSS DRIVES SUBJECT TO THE CONDITIONS THAT IT AND THE INFORMATION EMBODIED THEREIN SHALL BE USED ONLY FOR RECORD AND REFERENCE PURPOSES. SHALL NOT BE USED OR CAUSED TO BE USED IN ANY WAY PREJUDICIAL TO THE INTERESTS OF DANFOSS DRIVES, SHALL NOT BE REPRODUCED OR COPIED IN WHOLE OR IN PART, OR DISCLOSED TO ANYONE WITHOUT THE DIRECT WRITTEN PERMISSION OF DANFOSS DRIVES AND SHALL BE RETURNED UPON REQUEST.

DRN JNW  
 2/14/07  
 APR

NAME 230 VOLT, 2C, CB & DRIVE DISC  
 ,DRIVE FUSE, ECB, FRAME C2N1\_  
 ,NO REACTOR & DVDT, CMS

MODEL

**Danfoss**

PAGE 1 OF 2  
 SIZE A  
 DWG NO. 174U1178

REV	ECN	DATE
A	SP08066	10/08

**NOTICE -**  
 THIS DOCUMENT CONTAINS PROPRIETARY INFORMATION OF DANFOSS DRIVES. IT IS LOANED BY DANFOSS DRIVES SUBJECT TO THE CONDITIONS THAT IT AND THE INFORMATION EMBODIED HEREIN SHALL BE USED ONLY FOR RECORD AND REFERENCE PURPOSES. SHALL NOT BE USED OR COPIED OR BE USED IN ANY MANNER, IN WHOLE OR IN PART, OR DISCLOSED TO ANYONE WITHOUT THE DIRECT WRITTEN PERMISSION OF DANFOSS DRIVES AND SHALL BE RETURNED UPON REQUEST.

DRN JNW  
 2/14/07  
 APR

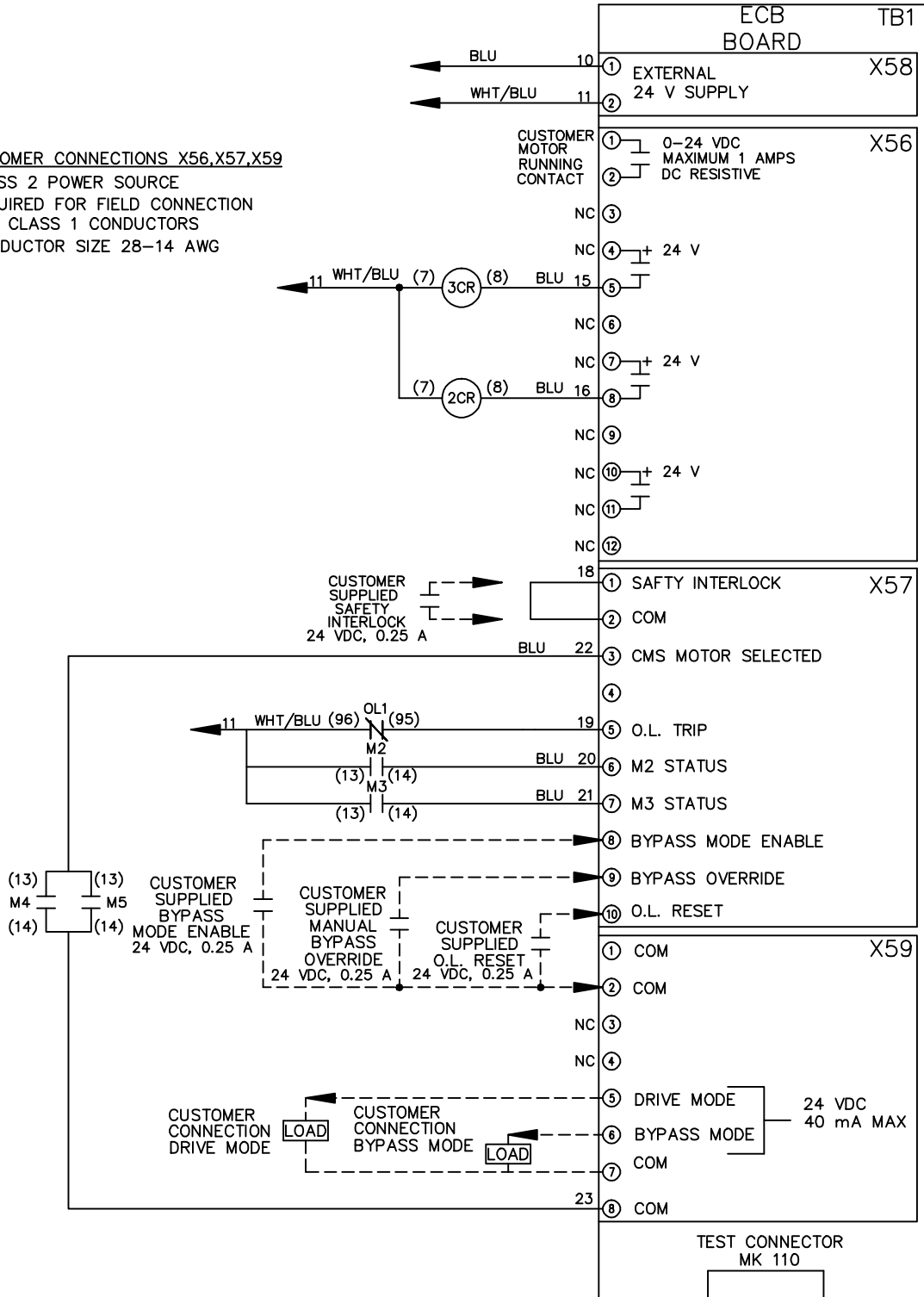
NAME 230 VOLT, 2C, CB & DRIVE DISC  
 , DRIVE FUSE, ECB, FRAME C2N1 -  
 , NO REACTOR & DVDI, CMS

MODEL  
 PAGE 2 OF 2  
 SIZE A  
 DWG NO. 174U1178



**CUSTOMER CONNECTIONS X56, X57, X59**

CLASS 2 POWER SOURCE  
 REQUIRED FOR FIELD CONNECTION  
 USE CLASS 1 CONDUCTORS  
 CONDUCTOR SIZE 28-14 AWG



**ECB BOARD TB1**

① EXTERNAL 24 V SUPPLY  
 ②

CUSTOMER MOTOR RUNNING CONTACT  
 ① 0-24 VDC MAXIMUM 1 AMPS DC RESISTIVE  
 ②  
 NC ③

NC ④ + 24 V  
 ⑤  
 NC ⑥  
 NC ⑦ + 24 V  
 ⑧  
 NC ⑨  
 NC ⑩ + 24 V  
 NC ⑪  
 NC ⑫

① SAFETY INTERLOCK  
 ② COM

③ CMS MOTOR SELECTED  
 ④  
 ⑤ O.L. TRIP  
 ⑥ M2 STATUS  
 ⑦ M3 STATUS  
 ⑧ BYPASS MODE ENABLE  
 ⑨ BYPASS OVERRIDE  
 ⑩ O.L. RESET

① COM  
 ② COM

NC ③  
 NC ④  
 ⑤ DRIVE MODE  
 ⑥ BYPASS MODE  
 ⑦ COM  
 ⑧ COM

TEST CONNECTOR MK 110