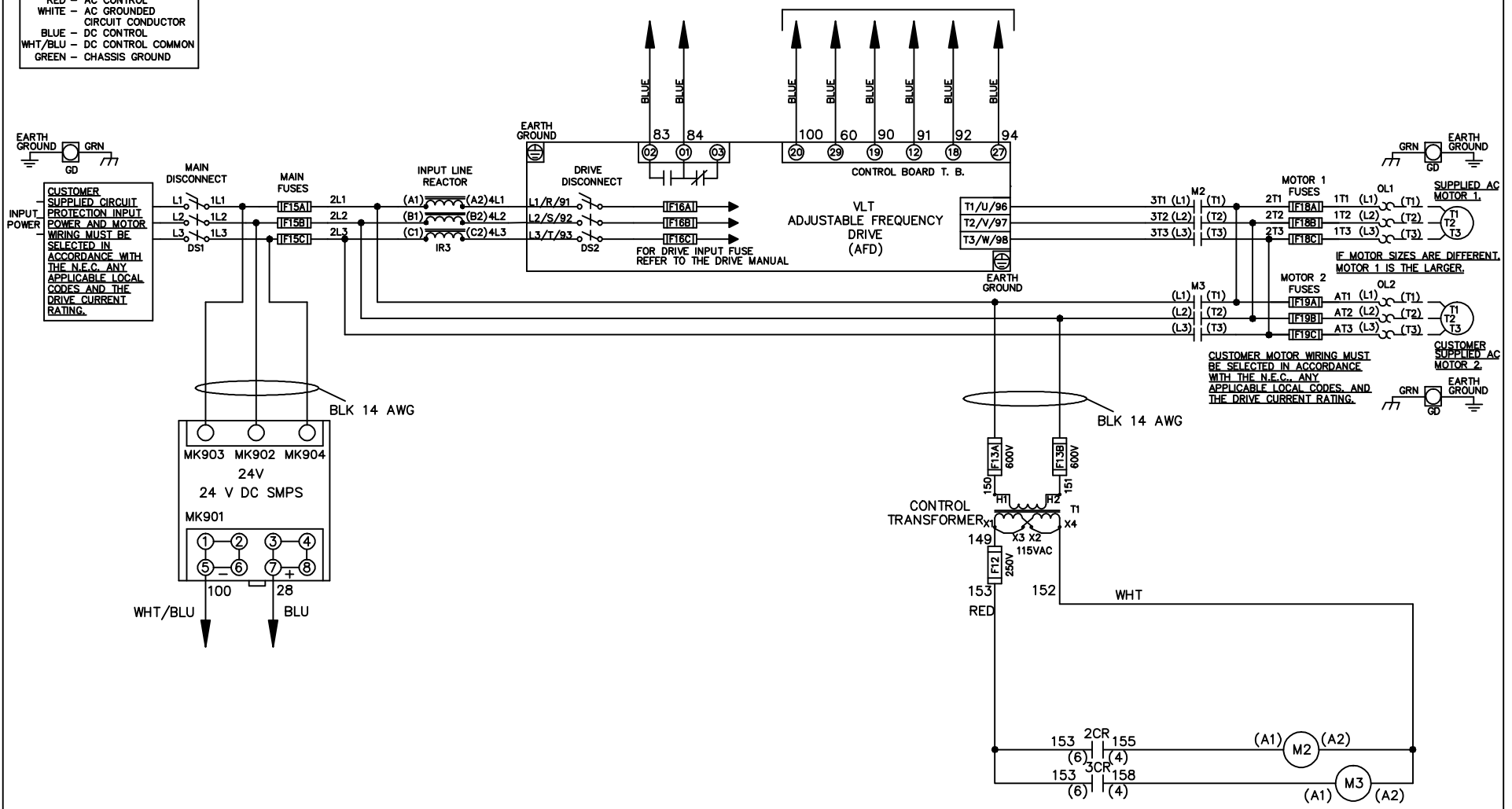


**WIRE COLOR SCHEME**  
 BLACK - LINE VOLTAGE  
 RED - AC CONTROL  
 WHITE - AC GROUND  
 BLUE - DC CONTROL  
 WHT/BLU - DC CONTROL COMMON  
 GREEN - CHASSIS GROUND

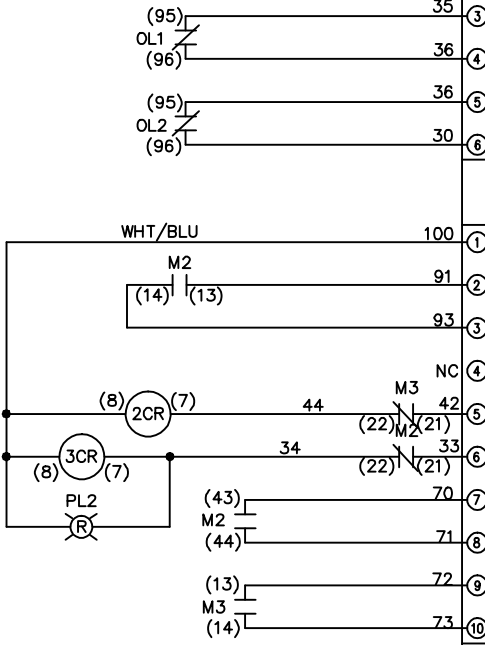
\* ALL CONTROL WIRES ARE BLUE EXCEPT WHERE NOTED. TO ELECTROMECHANICAL RELAY BOARD



			- NOTICE -		DRN JNW 2/8/07		NAME600 VOLT,2C,MAIN&DRIVE DISC ,MAIN FUSE,EMB2,FRAME C2N1_ ,REACTOR,DUAL MTR		<i>Danfoss</i>	
A	SP08061	10/08	THIS DOCUMENT CONTAINS PROPRIETARY INFORMATION OF DANFOSS DRIVES. IT IS LOANED BY DANFOSS DRIVES SUBJECT TO THE CONDITIONS THAT IT AND THE INFORMATION EMBODIED THEREIN SHALL BE USED ONLY FOR RECORD AND REFERENCE PURPOSES. SHALL NOT BE USED OR CAUSED TO BE USED IN ANY WAY PREJUDICIAL TO THE INTERESTS OF DANFOSS DRIVES. SHALL NOT BE REPRODUCED OR COPIED IN WHOLE OR IN PART, OR DISCLOSED TO ANYONE WITHOUT THE DIRECT WRITTEN PERMISSION OF DANFOSS DRIVES AND SHALL BE RETURNED UPON REQUEST.			APR	MODEL	PAGE 1 OF 2	SIZE A	DWG NO. 174U1752
REV	ECN	DATE								

REV	A	EON	DATE	10/08	<p>THIS DOCUMENT CONTAINS PROPRIETARY INFORMATION OF DANFOSS DRIVES. IT IS LOANED BY DANFOSS DRIVES SUBJECT TO THE CONDITIONS THAT IT AND THE INFORMATION EMBODIED THEREIN SHALL BE USED ONLY FOR RECORD AND REFERENCE PURPOSES. SHALL NOT BE USED OR CAUSED TO BE USED IN ANY WAY PREJUDICIAL TO THE INTERESTS OF DANFOSS DRIVES. SHALL NOT BE REPRODUCED OR COPIED IN WHOLE OR IN PART, OR DISCLOSED TO ANYONE WITHOUT THE DIRECT WRITTEN PERMISSION OF DANFOSS DRIVES AND SHALL BE RETURNED UPON REQUEST.</p>	
SP08066	10/08			<p>NOTE -</p>		
DRN JNW	2/14/07			<p>NAME 600 VOLT, 2C, MAIN &amp; DRIVE DISC , MAIN FUSE, EMB2, FRAME C2N1 , REACTOR, DUAL MTR</p>		
APR				<p>MODEL</p>		
PAGE 2 OF 2	SIZE A			<p>DWG NO. 174U1752</p>		

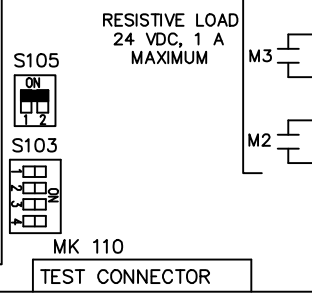
CONTACT SEQUENCE CHART FOR S1		
CONTACT	POSITION	X INDICATES CONTACT CLOSED
13-14	DRIVE	
23-24	OFF	X
	BYPASS	X



CUSTOMER CONNECTIONS X55, X56, X58  
 CLASS 2 POWER SOURCE  
 REQUIRED FOR FIELD CONNECTION  
 USE CLASS 1 CONDUCTORS  
 CONDUCTOR SIZE 28-14 AWG

ELECTROMECHANICAL BOARD

MK 107 EXTERNAL 24 V SUPPLY O.L. RELAY CONTACTS  
 MK 105 DRIVE AND D/O/B/T SWITCH  
 MK 106 M1, M2, AND M3 CONTACTORS  
 MK 103 M4, M5 CONTACTORS AND CMS SWITCH  
 MK 100 CUSTOMER CONNECTIONS  
 MK 101 CUSTOMER CONNECTIONS  
 MK 110 TEST CONNECTOR



FACTORY SETTING

WITHOUT CMS: S105 (ON)

WITH CMS: S105 (OFF)

CUSTOMER SETTING

S103: AUTOMATIC BYPASS TIME SELECT

- ONLY # 1 ON 30 SECONDS
- ONLY # 2 ON 60 SEC.
- ONLY # 3 ON 300 SEC
- ALL ON 15 SEC.
- ALL OFF NO AUTO BYPASS (FACTORY DEFAULT)

