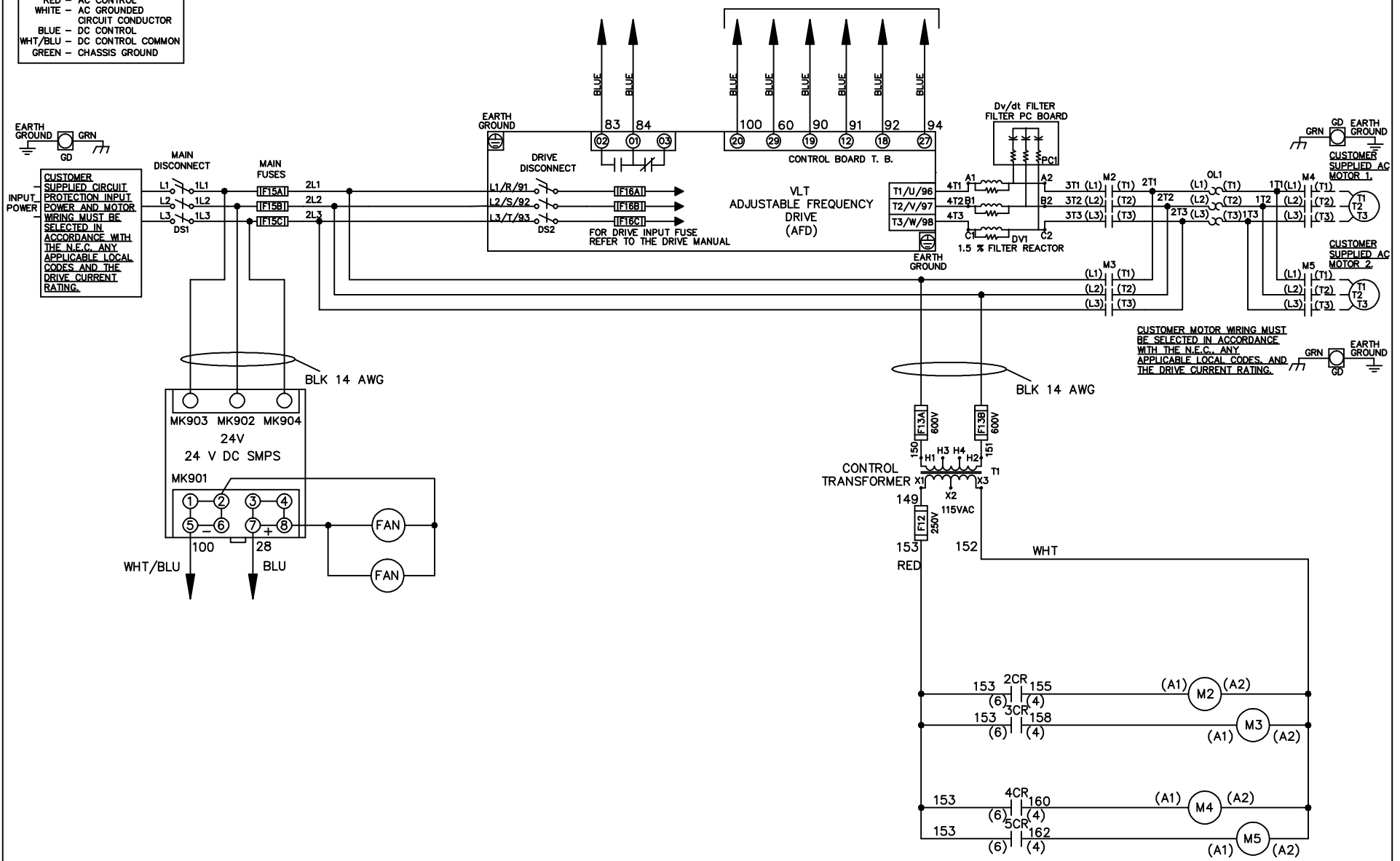


**WIRE COLOR SCHEME**  
 BLACK - LINE VOLTAGE  
 RED - AC CONTROL  
 WHITE - AC GROUND  
 BLUE - DC CONTROL  
 WHT/BLU - DC CONTROL COMMON  
 GREEN - CHASSIS GROUND

\* ALL CONTROL WIRES ARE BLUE EXCEPT WHERE NOTED. TO ELECTROMECHANICAL RELAY BOARD



CUSTOMER MOTOR WIRING MUST BE SELECTED IN ACCORDANCE WITH THE N.E.C. ANY APPLICABLE LOCAL CODES, AND THE DRIVE CURRENT RATING.

**- NOTICE -**

THIS DOCUMENT CONTAINS PROPRIETARY INFORMATION OF DANFOSS DRIVES. IT IS LOANED BY DANFOSS DRIVES SUBJECT TO THE CONDITIONS THAT IT AND THE INFORMATION EMBODIED THEREIN SHALL BE USED ONLY FOR RECORD AND REFERENCE PURPOSES. SHALL NOT BE USED OR CAUSED TO BE USED IN ANY WAY PREJUDICIAL TO THE INTERESTS OF DANFOSS DRIVES. SHALL NOT BE REPRODUCED OR COPIED IN WHOLE OR IN PART, OR DISCLOSED TO ANYONE WITHOUT THE DIRECT WRITTEN PERMISSION OF DANFOSS DRIVES AND SHALL BE RETURNED UPON REQUEST.

DRN JNW  
2/8/07

NAME208 VOLT,2C,MAIN&DRIVE DISC  
 ,MAIN FUSE,EMB2,FRAME C2N12  
 ,DVDT,CMS




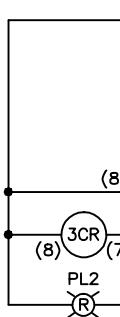
|     |         |       |
|-----|---------|-------|
| REV | ECN     | DATE  |
| A   | SP08061 | 10/08 |

|       |             |        |                  |
|-------|-------------|--------|------------------|
| MODEL | PAGE 1 OF 2 | SIZE A | DWG NO. 174U1972 |
|-------|-------------|--------|------------------|

|     |   |         |       |      |  |  |
|-----|---|---------|-------|------|--|--|
| REV | A | SP08066 | 10/08 | DATE | <p>THIS DOCUMENT CONTAINS PROPRIETARY INFORMATION OF DANFOSS DRIVES. IT IS LOANED BY DANFOSS DRIVES SUBJECT TO THE CONDITIONS THAT IT AND THE INFORMATION EMBODIED THEREIN SHALL BE USED ONLY FOR RECORD AND REFERENCE PURPOSES. SHALL NOT BE USED OR CAUSED TO BE USED IN ANY WAY PREJUDICIAL TO THE INTERESTS OF DANFOSS DRIVES. SHALL NOT BE REPRODUCED OR COPIED IN WHOLE OR IN PART, OR DISCLOSED TO ANYONE WITHOUT THE DIRECT WRITTEN PERMISSION OF DANFOSS DRIVES AND SHALL BE RETURNED UPON REQUEST.</p> |  |
| EON |   |         |       |      | DRN JNW  | 2/14/07  |
|     |   |         |       |      | MODEL  | NAME 208 VOLT, 2C MAIN & DRIVE DISC, MAIN FUSE, EMB2, FRAME C2N12, DVDI, CMS |
|     |   |         |       |      | PAGE 2 OF 2  | SIZE A   |
|     |   |         |       |      | DWG NO.  | 174U1972   |

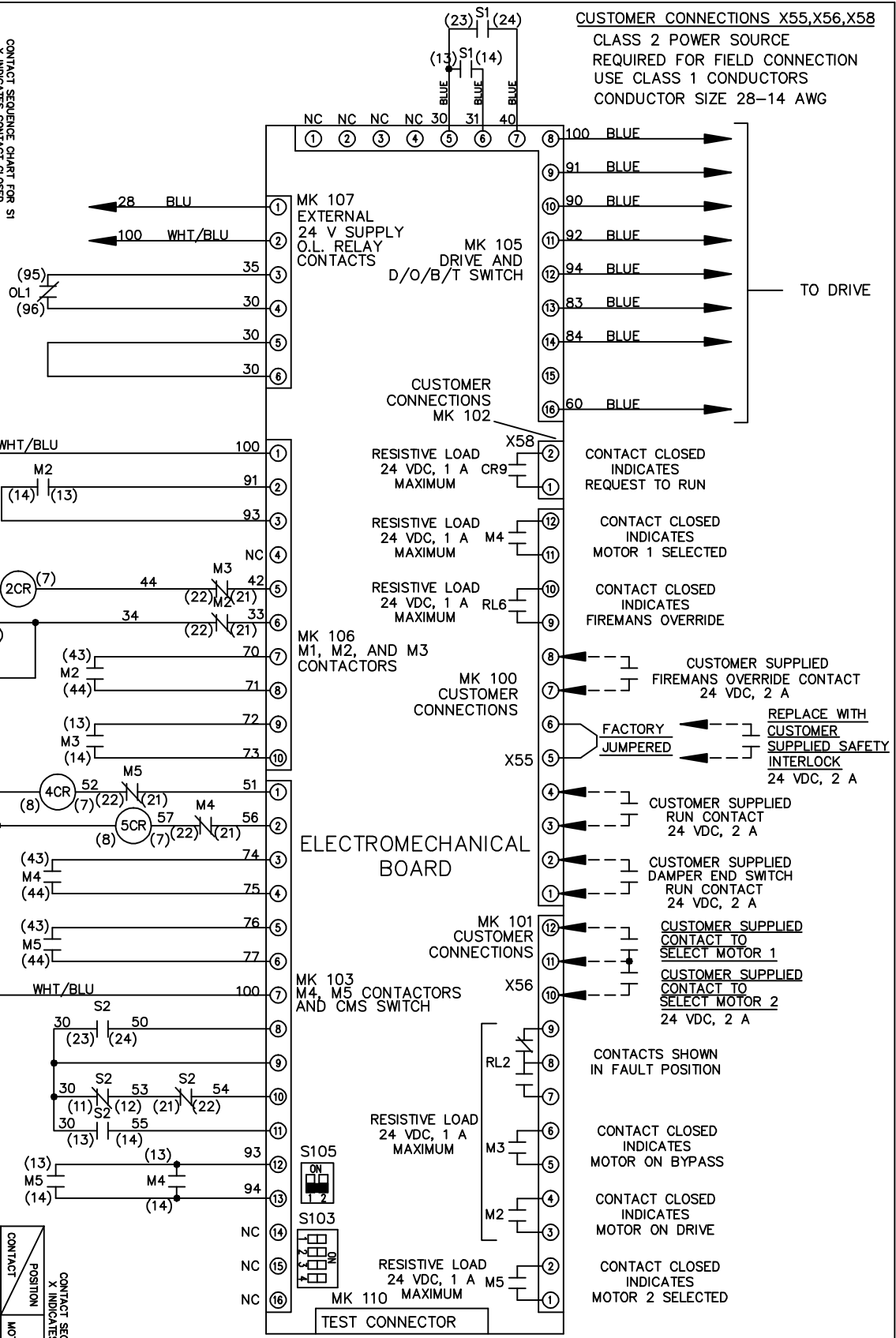
CONTACT SEQUENCE CHART FOR S1  
X INDICATES CONTACT CLOSED

| POSITION | CONTACT | DRIVE | OFF | BYPASS |
|----------|---------|-------|-----|--------|
| 13-14    |         |       |     | X      |
| 23-24    |         | X     |     |        |



CONTACT SEQUENCE CHART FOR S2  
X INDICATES CONTACT CLOSED


| POSITION | CONTACT | MOTOR 1 | AUTO | MOTOR 2 |
|----------|---------|---------|------|---------|
| 11-12    |         | X       | X    |         |
| 13-14    |         |         |      | X       |
| 21-22    |         | X       |      |         |
| 23-24    |         |         |      | X       |



CUSTOMER CONNECTIONS X55, X56, X58  
CLASS 2 POWER SOURCE  
REQUIRED FOR FIELD CONNECTION  
USE CLASS 1 CONDUCTORS  
CONDUCTOR SIZE 28-14 AWG

ELECTROMECHANICAL BOARD

FACTORY SETTING



CUSTOMER SETTING

AUTOMATIC BYPASS TIME SELECT  
ONLY # 1 ON 30 SECONDS  
ONLY # 2 ON 60 SEC.  
ONLY # 3 ON 300 SEC  
ALL ON 15 SEC.  
ALL OFF NO AUTO BYPASS (FACTORY DEFAULT)

