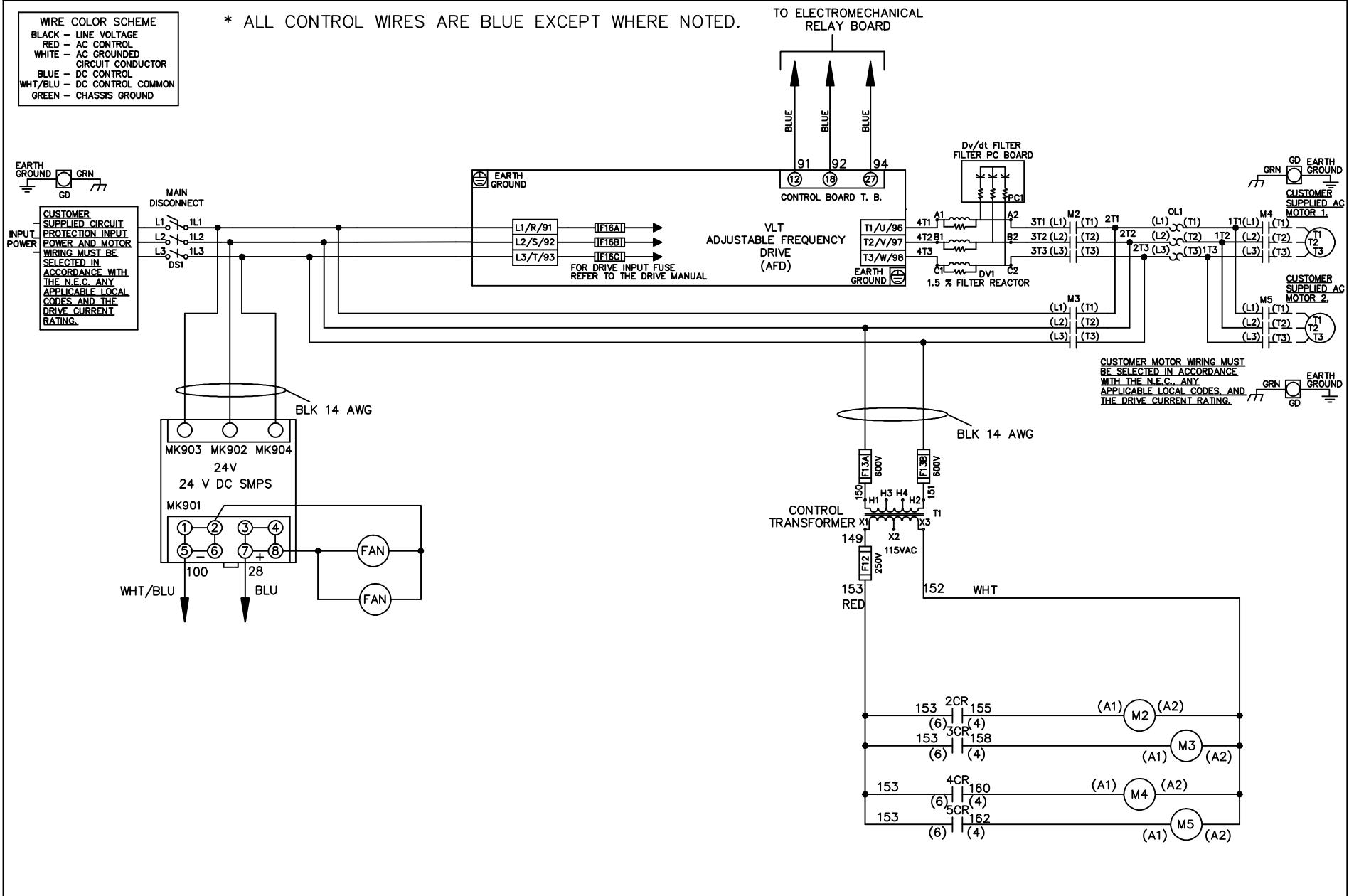


WIRE COLOR SCHEME	
BLACK	- LINE VOLTAGE
RED	- AC CONTROL
WHITE	- AC GROUNDED
BLUE	- DC CONTROL
WHT/BLU	- DC CONTROL COMMON
GREEN	- CHASSIS GROUND

\* ALL CONTROL WIRES ARE BLUE EXCEPT WHERE NOTED.



			DRN JNW 2/14/07	NAME208 VOLT,2C,MAIN DISC ,DRIVE FUSE,EMB1,FRAME C2N12 ,DVDT,CMS				
A	SP08061	10/08	APR	MODEL	PAGE 1 OF 2	SIZE A		
REV	ECN	DATE					174U2041	

REV	A	ECN	SP08066	DATE	10/08
-----	---	-----	---------	------	-------

**NOTICE**  
 THIS DOCUMENT CONTAINS PROPRIETARY INFORMATION OF DANFOSS DRIVES. IT IS LOANED BY DANFOSS DRIVES SUBJECT TO THE CONDITIONS THAT IT AND THE INFORMATION EMBODIED THEREIN SHALL BE USED ONLY FOR RECORD AND REFERENCE PURPOSES. SHALL NOT BE USED OR CAUSED TO BE USED IN ANY WAY PREJUDICIAL TO THE INTERESTS OF DANFOSS DRIVES. SHALL NOT BE REPRODUCED OR COPIED IN WHOLE OR IN PART, OR DISCLOSED TO ANYONE WITHOUT THE DIRECT WRITTEN PERMISSION OF DANFOSS DRIVES AND SHALL BE RETURNED UPON REQUEST.

DRN JNW  
 2/14/07  
 APR

NAME 208 VOLT, 2C, MAIN DISC  
 DRIVE FUSE, EMB1, FRAME C2N12  
 , DVD1, CMS

PAGE 2 OF 2  
 SIZE A  
 DWG NO. 174U2041

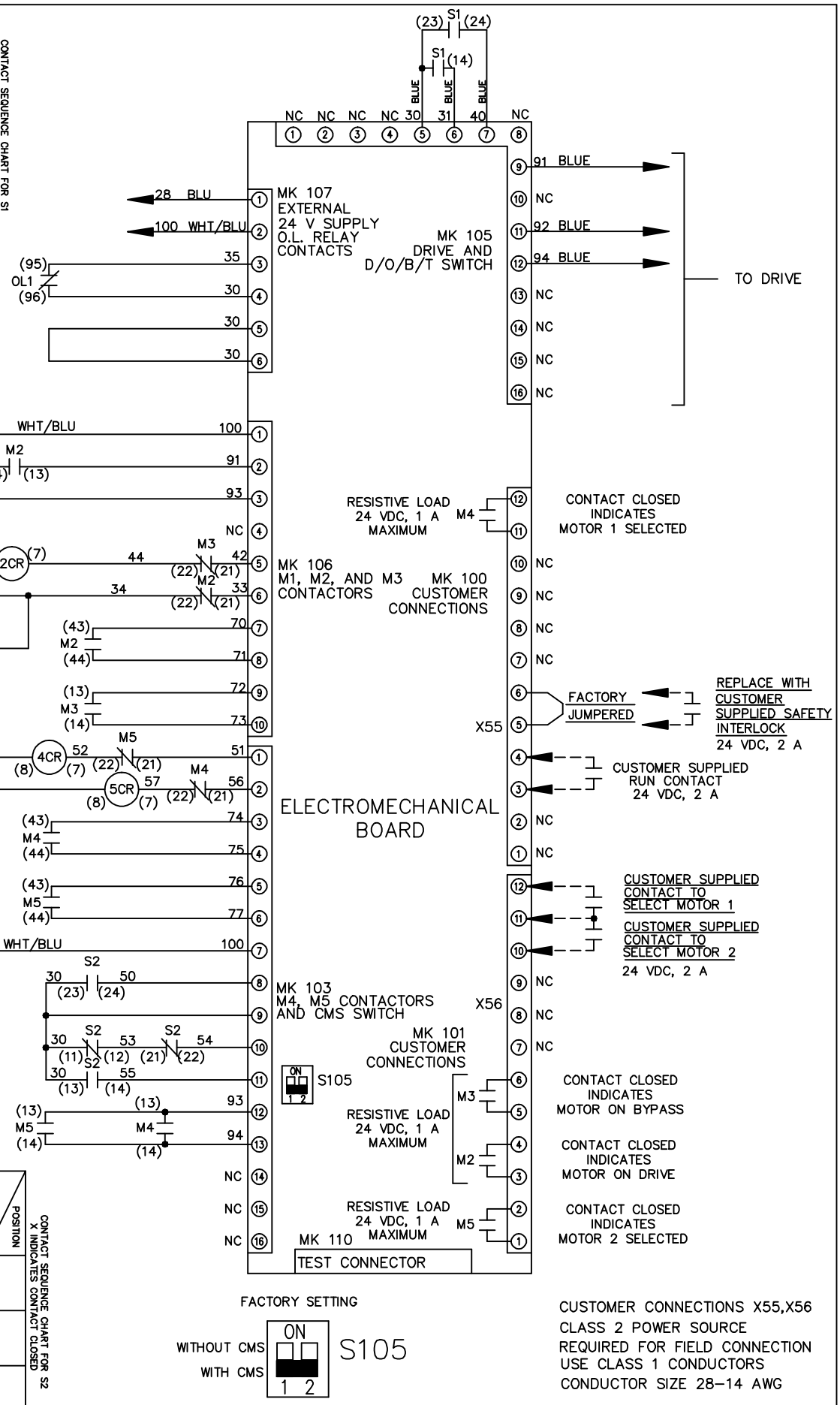


CONTACT SEQUENCE CHART FOR S1  
 X INDICATES CONTACT CLOSED

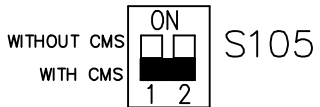
POSITION	CONTACT	DRIVE	OFF	BYPASS
13-14				X
23-24		X		

CONTACT SEQUENCE CHART FOR S2  
 X INDICATES CONTACT CLOSED

POSITION	CONTACT	MOTOR 1	AUTO	MOTOR 2
11-12		X		
13-14			X	
21-22				X
23-24		X		



FACTORY SETTING



CUSTOMER CONNECTIONS X55, X56  
 CLASS 2 POWER SOURCE  
 REQUIRED FOR FIELD CONNECTION  
 USE CLASS 1 CONDUCTORS  
 CONDUCTOR SIZE 28-14 AWG