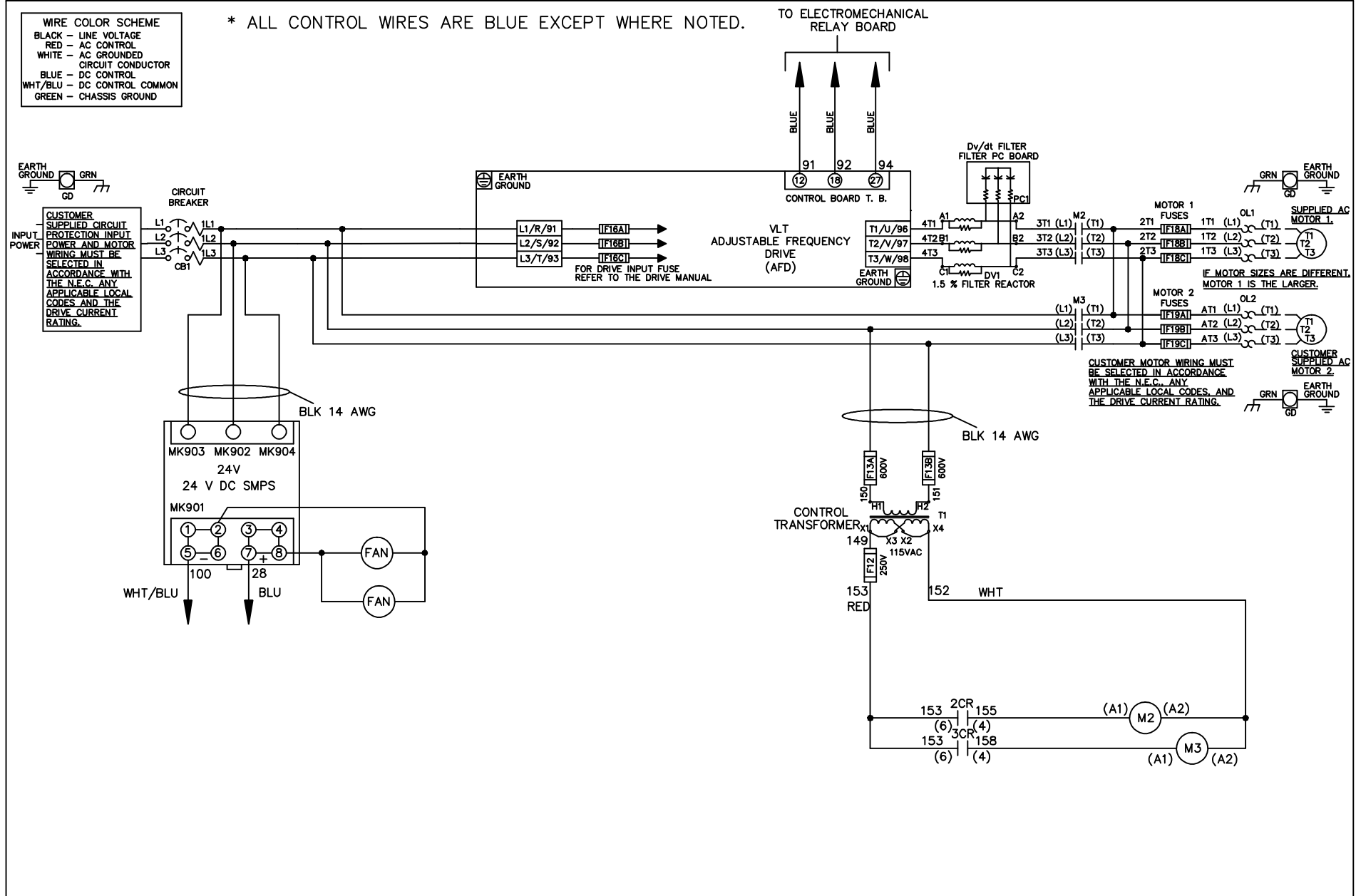


| WIRE COLOR SCHEME |                     |
|-------------------|---------------------|
| BLACK             | - LINE VOLTAGE      |
| RED               | - AC CONTROL        |
| WHITE             | - AC GROUNDED       |
|                   | - CIRCUIT CONDUCTOR |
| BLUE              | - DC CONTROL        |
| WHT/BLU           | - DC CONTROL COMMON |
| GREEN             | - CHASSIS GROUND    |

\* ALL CONTROL WIRES ARE BLUE EXCEPT WHERE NOTED.



|     |         |       |   |  |                    |     |  |             |                |                  |
|-----|---------|-------|---|--|--------------------|-----|--|-------------|----------------|------------------|
|     |         |       | - NOTICE -  |  | DRN JNW<br>2/14/07 |     | NAME600 VOLT,2C,CB<br>,DRIVE FUSE,EMB1,FRAME C2N12<br>,DVDT,DUAL MTR |             | <i>Danfoss</i> |                  |
| A   | SP08061 | 10/08 | THIS DOCUMENT CONTAINS PROPRIETARY INFORMATION OF DANFOSS DRIVES. IT IS LOANED BY DANFOSS DRIVES SUBJECT TO THE CONDITIONS THAT IT AND THE INFORMATION EMBODIED THEREIN SHALL BE USED ONLY FOR RECORD AND REFERENCE PURPOSES. SHALL NOT BE USED OR CAUSED TO BE USED IN ANY WAY PREJUDICIAL TO THE INTERESTS OF DANFOSS DRIVES, SHALL NOT BE REPRODUCED OR COPIED IN WHOLE OR IN PART, OR DISCLOSED TO ANYONE WITHOUT THE DIRECT WRITTEN PERMISSION OF DANFOSS DRIVES AND SHALL BE RETURNED UPON REQUEST. |  |                    | APR | MODEL  | PAGE 1 OF 2 | SIZE A         | DWG NO. 174U2755 |
| REV | ECN     | DATE  |   |  |                    |     |  |             |                |                  |

|     |         |       |
|-----|---------|-------|
| REV | ECN     | DATE  |
| A   | SP08066 | 10/08 |

**NOTICE**  
 THIS DOCUMENT CONTAINS PROPRIETARY INFORMATION OF DANFOSS DRIVES. IT IS LOANED BY DANFOSS DRIVES SUBJECT TO THE CONDITIONS THAT IT AND THE INFORMATION EMBODIED THEREIN SHALL BE USED ONLY FOR RECORD AND REFERENCE PURPOSES. SHALL NOT BE USED OR CAUSED TO BE USED IN ANY WAY PREJUDICIAL TO THE INTERESTS OF DANFOSS DRIVES. SHALL NOT BE REPRODUCED OR COPIED IN WHOLE OR IN PART, OR DISCLOSED TO ANYONE WITHOUT THE DIRECT WRITTEN PERMISSION OF DANFOSS DRIVES AND SHALL BE RETURNED UPON REQUEST.

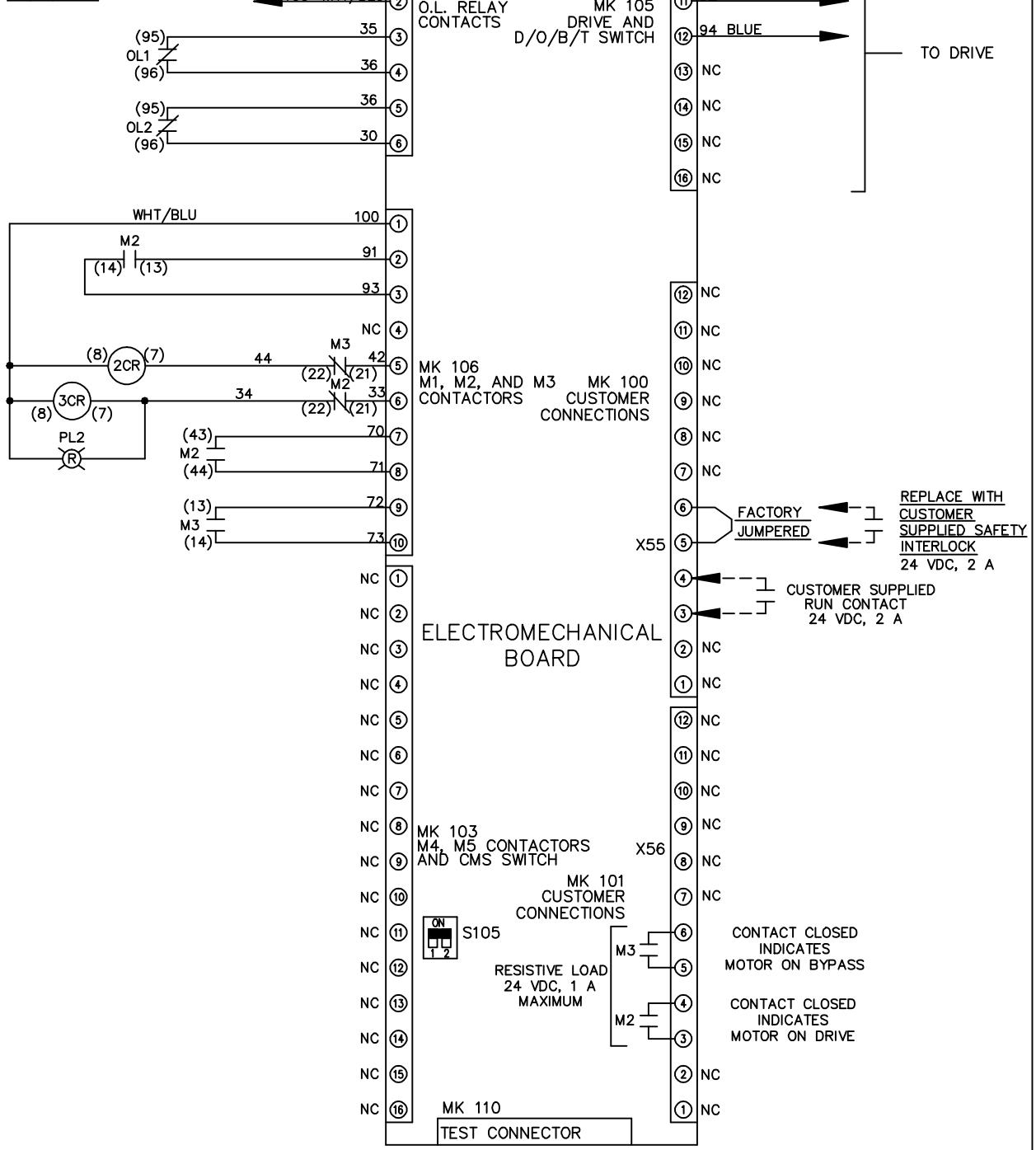
DRN JNW  
 2/14/07  
 APR

NAME 600 VOLT, 2C, CB  
 DRIVE FUSE, EMB1, FRAME C2N12  
 , DVDI, DUAL MTR  
 MODEL  
 PAGE 2 OF 2  
 SIZE A  
 DWG NO. 174U2755

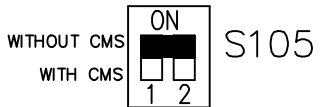


CONTACT SEQUENCE CHART FOR S1  
 X INDICATES CONTACT CLOSED

| POSITION | DRIVE | OFF | BYPASS |
|----------|-------|-----|--------|
| 13-14    |       |     | X      |
| 23-24    | X     |     |        |



FACTORY SETTING



CUSTOMER CONNECTIONS X55, X56  
 CLASS 2 POWER SOURCE  
 REQUIRED FOR FIELD CONNECTION  
 USE CLASS 1 CONDUCTORS  
 CONDUCTOR SIZE 28-14 AWG