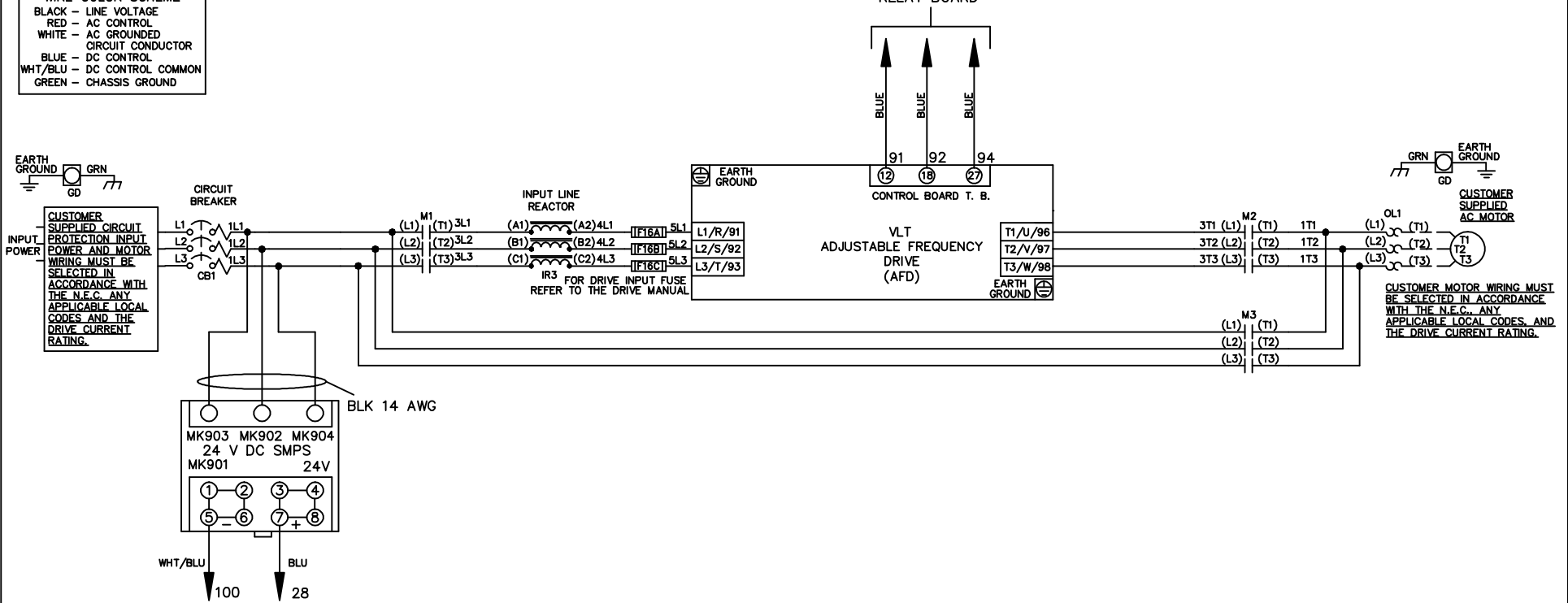


| WIRE COLOR SCHEME |                     |
|-------------------|---------------------|
| BLACK             | - LINE VOLTAGE      |
| RED               | - AC CONTROL        |
| WHITE             | - AC GROUNDED       |
| BLUE              | - DC CONTROL        |
| WHT/BLU           | - DC CONTROL COMMON |
| GREEN             | - CHASSIS GROUND    |

\* ALL CONTROL WIRES ARE BLUE EXCEPT WHERE NOTED. TO ELECTROMECHANICAL RELAY BOARD



|            |         |       |   |  |  |  |  |  |
|------------|---------|-------|---|--|--|--|--|--|
| - NOTICE - |         |       | DRN JNW<br>2/14/07  | NAME 208-600VOLT, 3C, CB<br>, DRIVE FUSE, EMB1, FRAME A2-A3<br>, REACTOR, SINGLE MTR |  |  |  |  |
| A          | SP08061 | 10/08 |   |  |  |  |  |  |
| REV        | ECN     | DATE  | THIS DOCUMENT CONTAINS PROPRIETARY INFORMATION OF DANFOSS DRIVES. IT IS LOANED BY DANFOSS DRIVES SUBJECT TO THE CONDITIONS THAT IT AND THE INFORMATION EMBODIED THEREIN SHALL BE USED ONLY FOR RECORD AND REFERENCE PURPOSES, SHALL NOT BE USED OR CAUSED TO BE USED IN ANY WAY PREJUDICIAL TO THE INTERESTS OF DANFOSS DRIVES, SHALL NOT BE REPRODUCED OR COPIED IN WHOLE OR IN PART, OR DISCLOSED TO ANYONE WITHOUT THE DIRECT WRITTEN PERMISSION OF DANFOSS DRIVES AND SHALL BE RETURNED UPON REQUEST. |  |  |  |  |  |

|     |         |       |
|-----|---------|-------|
| REV | ECN     | DATE  |
| A   | SP08066 | 10/08 |

THIS DOCUMENT CONTAINS PROPRIETARY INFORMATION OF DANFOSS DRIVES. IT IS LOANED BY DANFOSS DRIVES SUBJECT TO THE CONDITIONS THAT IT AND THE INFORMATION EMPLOYED THEREIN SHALL BE USED ONLY FOR RECORD AND REFERENCE PURPOSES. SHALL NOT BE USED OR CAUSED TO BE USED IN ANY WAY PREJUDICIAL TO THE INTERESTS OF DANFOSS DRIVES. SHALL NOT BE REPRODUCED OR COPIED IN WHOLE OR IN PART, OR DISCLOSED TO ANYONE WITHOUT THE DIRECT WRITTEN PERMISSION OF DANFOSS DRIVES AND SHALL BE RETURNED UPON REQUEST.

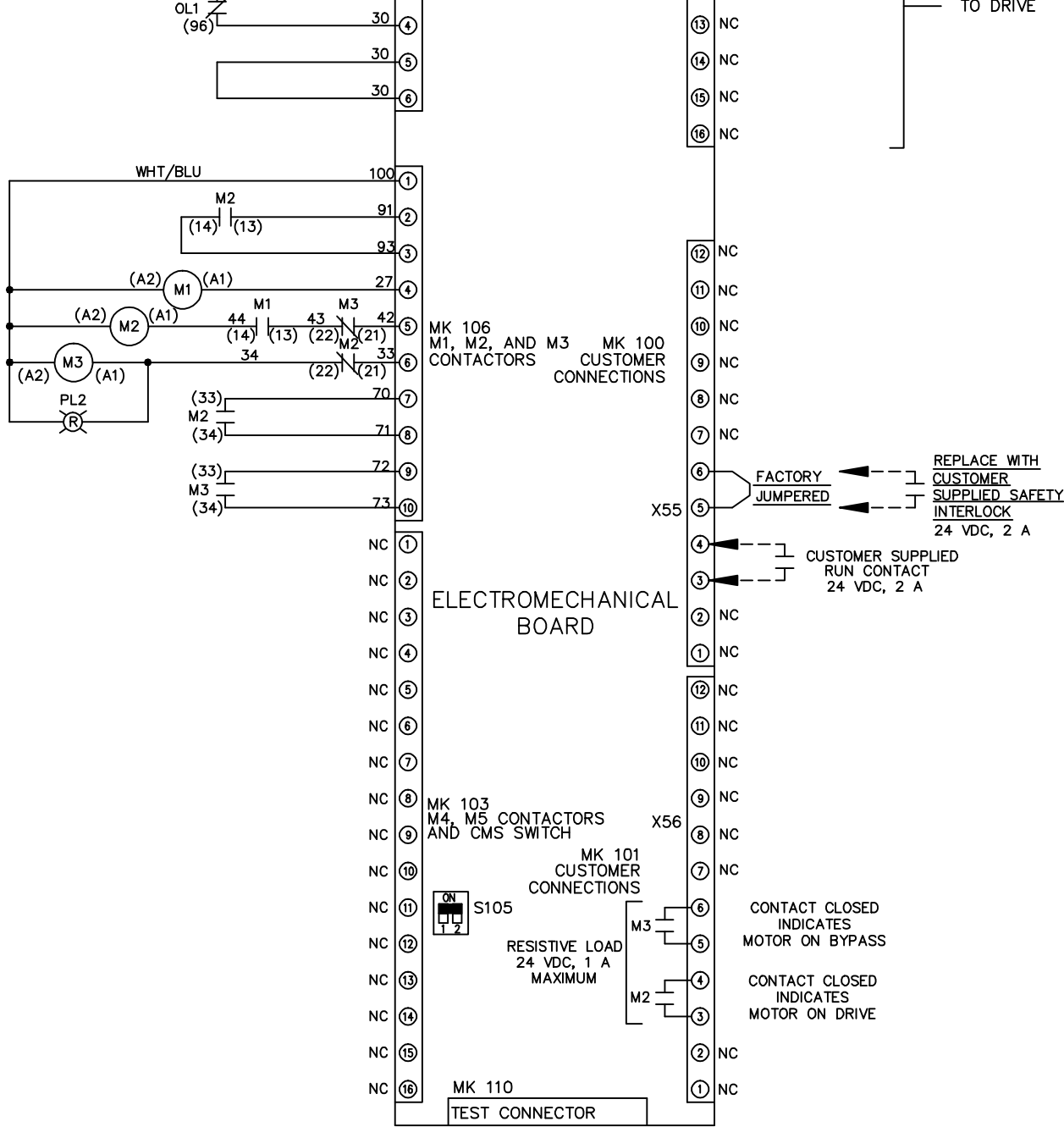
DRN JNW  
2/14/07

NAME 208-600VOLT, 3C, CB  
DRIVE FUSE, EMB1, FRAME A2-A3  
REACTOR, SINGLE MTR

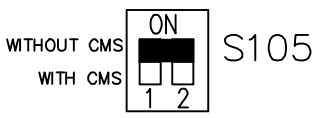
PAGE 2 OF 2  
SIZE A  
DWG NO. 174U3299

CONTACT SEQUENCE CHART FOR S1  
X INDICATES CONTACT CLOSED

| CONTACT | POSITION | DRIVE | OFF | BYPASS | TEST |
|---------|----------|-------|-----|--------|------|
| 1-2     |          | X     |     |        |      |
| 3-4     |          |       |     | X      |      |
| 5-6     |          | X     |     |        |      |
| 7-8     |          |       |     |        | X    |



FACTORY SETTING



CUSTOMER CONNECTIONS X55, X56  
CLASS 2 POWER SOURCE  
REQUIRED FOR FIELD CONNECTION  
USE CLASS 1 CONDUCTORS  
CONDUCTOR SIZE 28-14 AWG

