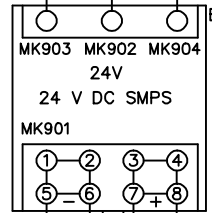
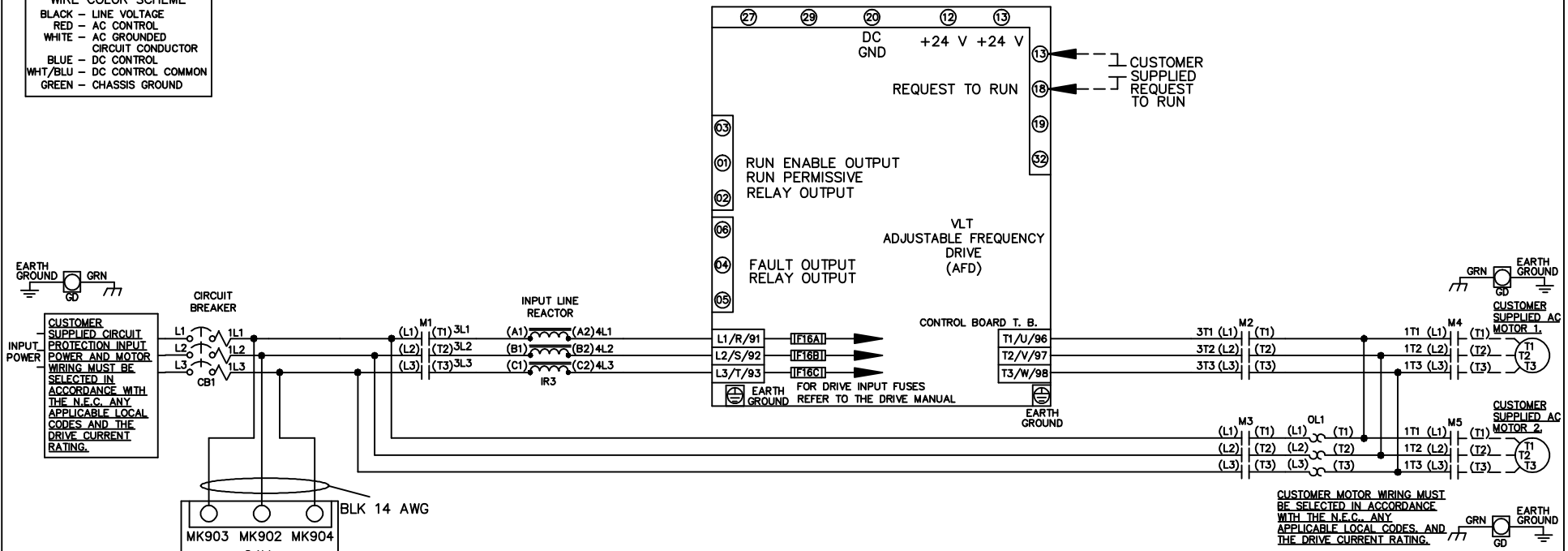
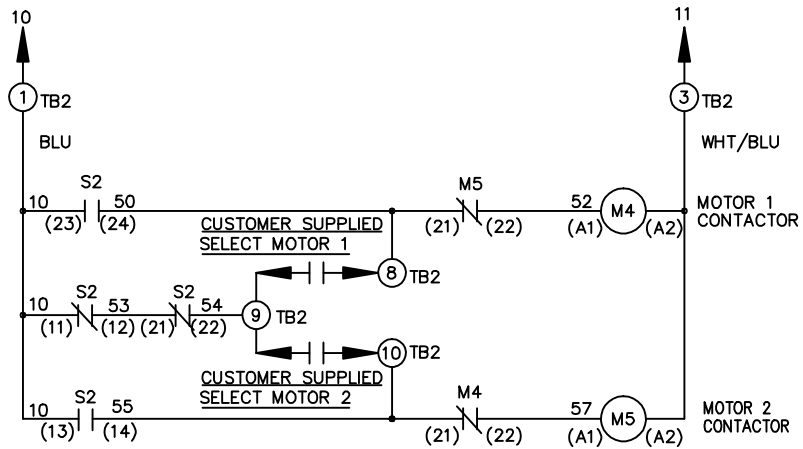
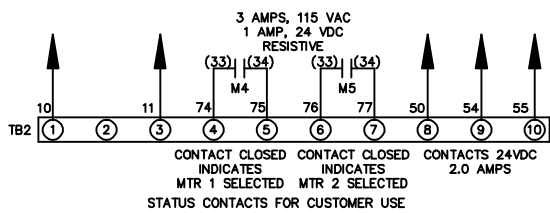


WIRE COLOR SCHEME

- BLACK - LINE VOLTAGE
- RED - AC CONTROL
- WHITE - AC GROUND
- WHITE - CIRCUIT CONDUCTOR
- BLUE - DC CONTROL
- WHT/BLU - DC CONTROL COMMON
- GREEN - CHASSIS GROUND



CONNECTS TO TB2 TERMINAL BLOCK



**CONTACT SEQUENCE CHART FOR S2
X INDICATES CONTACT CLOSED**

POSITION	MOTOR 1	AUTO	MOTOR 2
11-12	X	X	
13-14			X
21-22		X	X
23-24	X		

			- NOTICE -		DRN JNW 2/14/07		NAME 208-600VOLT,3C,CB ,DRIVE FUSE,ECB,FRAME A5-B1 ,REACTOR,CMS		<i>Danfoss</i>	
A	SP08061	10/08	THIS DOCUMENT CONTAINS PROPRIETARY INFORMATION OF DANFOSS DRIVES. IT IS LOANED BY DANFOSS DRIVES SUBJECT TO THE CONDITIONS THAT IT AND THE INFORMATION EMBODIED THEREIN SHALL BE USED ONLY FOR RECORD AND REFERENCE PURPOSES, SHALL NOT BE USED OR CAUSED TO BE USED IN ANY WAY PREJUDICIAL TO THE INTERESTS OF DANFOSS DRIVES, SHALL NOT BE REPRODUCED OR COPIED IN WHOLE OR IN PART, OR DISCLOSED TO ANYONE WITHOUT THE DIRECT WRITTEN PERMISSION OF DANFOSS DRIVES AND SHALL BE RETURNED UPON REQUEST.			APR	MODEL	PAGE 1 OF 2	SIZE A	DWG NO. 174U3381
REV	ECN	DATE								

REV	A	ECN	10/08	DATE
	SP08066			

THIS DOCUMENT CONTAINS PROPRIETARY INFORMATION OF DANFOSS DRIVES. IT IS LOANED BY DANFOSS DRIVES SUBJECT TO THE CONDITIONS THAT IT AND THE INFORMATION EMBODIED THEREIN SHALL BE USED ONLY FOR RECORD AND REFERENCE PURPOSES. SHALL NOT BE USED OR CAUSED TO BE USED IN ANY WAY PREJUDICIAL TO THE INTERESTS OF DANFOSS DRIVES. SHALL NOT BE REPRODUCED OR COPIED IN WHOLE OR IN PART, OR DISCLOSED TO ANYONE WITHOUT THE DIRECT WRITTEN PERMISSION OF DANFOSS DRIVES AND SHALL BE RETURNED UPON REQUEST.

DRN JNW
2/14/07
APR

NAME 208-600VOLT, 3C, CB
, DRIVE FUSE, ECB, FRAME A5-B1
, REACTOR, CMS

MODEL
PAGE 2 OF 2
SIZE A
DWG NO. 174U3381



CUSTOMER CONNECTIONS X56, X57, X59
CLASS 2 POWER SOURCE
REQUIRED FOR FIELD CONNECTION
USE CLASS 1 CONDUCTORS
CONDUCTOR SIZE 28-14 AWG

