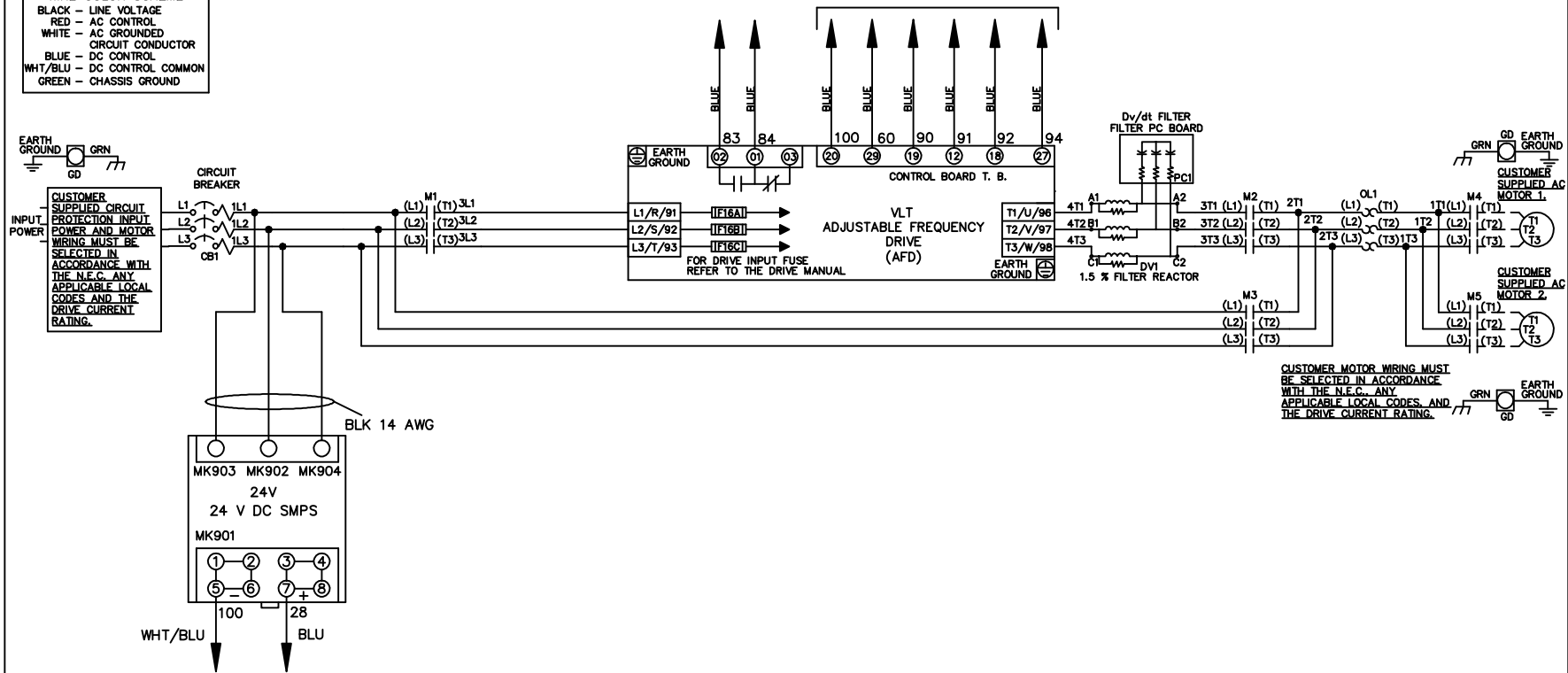


* ALL CONTROL WIRES ARE BLUE EXCEPT WHERE NOTED. TO ELECTROMECHANICAL RELAY BOARD

WIRE COLOR SCHEME	
BLACK	- LINE VOLTAGE
RED	- AC CONTROL
WHITE	- AC GROUNDED
	CIRCUIT CONDUCTOR
BLUE	- DC CONTROL
WHT/BLU	- DC CONTROL COMMON
GREEN	- CHASSIS GROUND



CUSTOMER MOTOR WIRING MUST BE SELECTED IN ACCORDANCE WITH THE N.E.C., ANY APPLICABLE LOCAL CODES, AND THE DRIVE CURRENT RATING.

REV	ECN	DATE
A	SP08061	10/08

- NOTICE -
 THIS DOCUMENT CONTAINS PROPRIETARY INFORMATION OF DANFOSS DRIVES. IT IS LOANED BY DANFOSS DRIVES SUBJECT TO THE CONDITIONS THAT IT AND THE INFORMATION EMBODIED THEREIN SHALL BE USED ONLY FOR RECORD AND REFERENCE PURPOSES, SHALL NOT BE USED OR CAUSED TO BE USED IN ANY WAY PREJUDICIAL TO THE INTERESTS OF DANFOSS DRIVES, SHALL NOT BE REPRODUCED OR COPIED IN WHOLE OR IN PART, OR DISCLOSED TO ANYONE WITHOUT THE DIRECT WRITTEN PERMISSION OF DANFOSS DRIVES AND SHALL BE RETURNED UPON REQUEST.

DRN JNW 2/14/07	NAME 208-600VOLT,3C,CB ,DRIVE FUSE,EMB2,FRAME A5-B1 ,DVDT,CMS
APR	MODEL

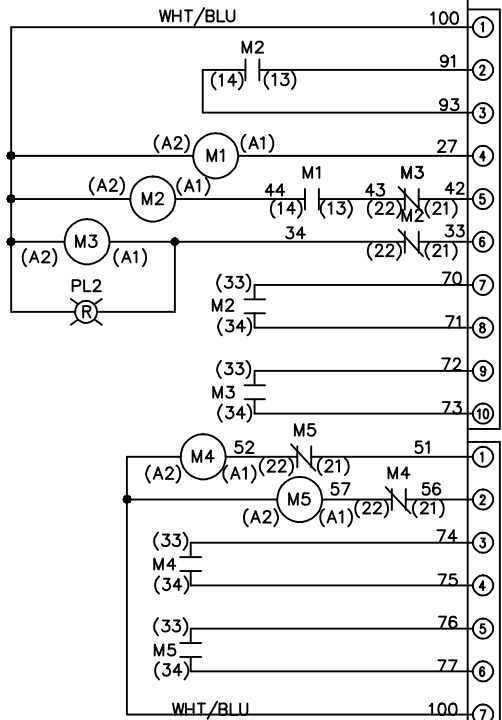
Danfoss

PAGE 1 OF 2 SIZE A DWG NO. 174U3386

REV	ECN	DATE	DRN	JNW	APR	MODEL	PAGE 2 OF 2	SIZE	DWG
A	SP08066	10/08	2/14/07	JNW	APR	NAME 208-600VOLT, 3C,CB , DRIVE FUSE, EMB2, FRAME A5-B1 , DVDT, CMS	2	A	174U3386

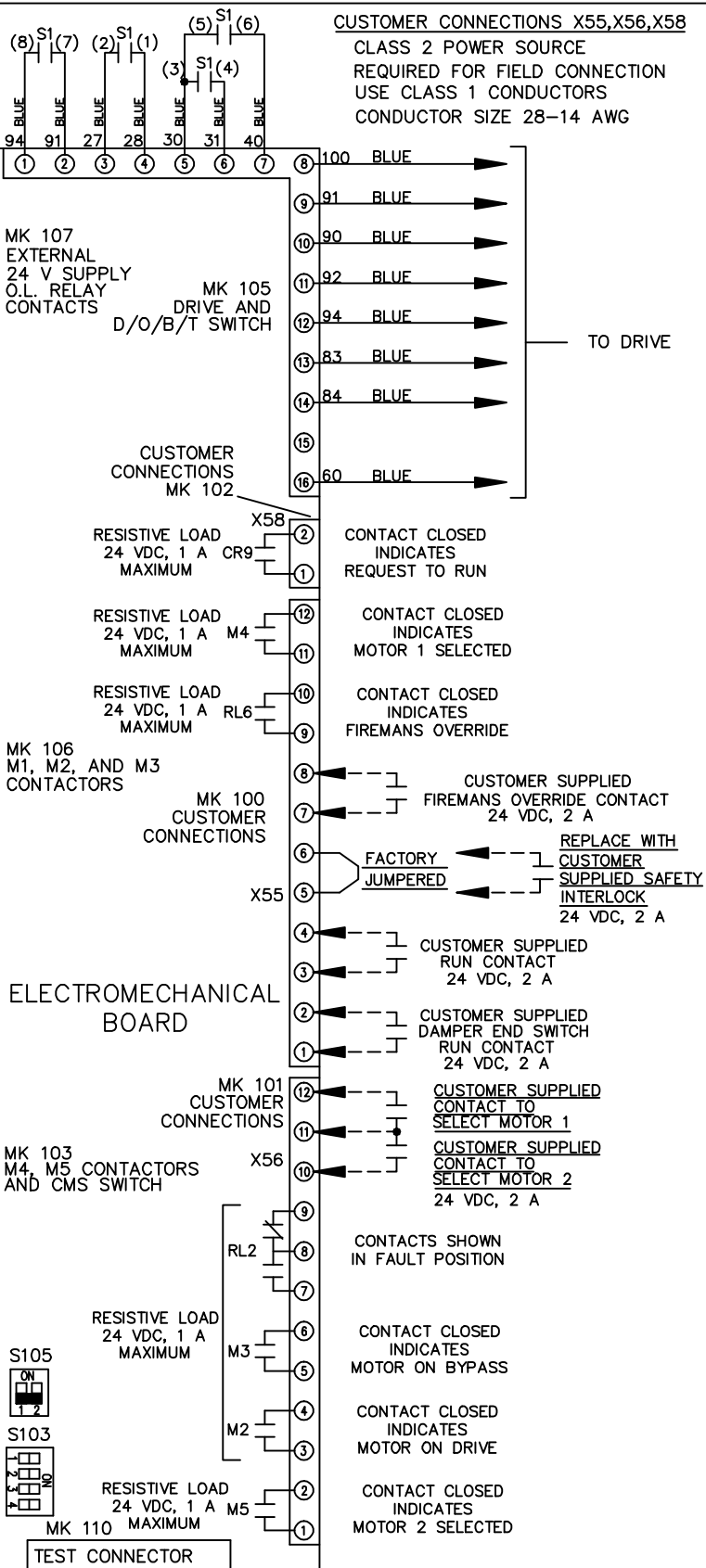
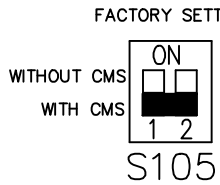
CONTACT SEQUENCE CHART FOR S1
X INDICATES CONTACT CLOSED

CONTACT	POSITION	DRIVE	OFF	BYPASS	TEST
1-2		X			X
3-4				X	X
5-6		X			X
7-8					X



CONTACT SEQUENCE CHART FOR S2
X INDICATES CONTACT CLOSED

CONTACT	POSITION	MOTOR 1	AUTO	MOTOR 2
11-12		X	X	
13-14				X
21-22			X	X
23-24		X		



CUSTOMER CONNECTIONS X55, X56, X58
CLASS 2 POWER SOURCE
REQUIRED FOR FIELD CONNECTION
USE CLASS 1 CONDUCTORS
CONDUCTOR SIZE 28-14 AWG

