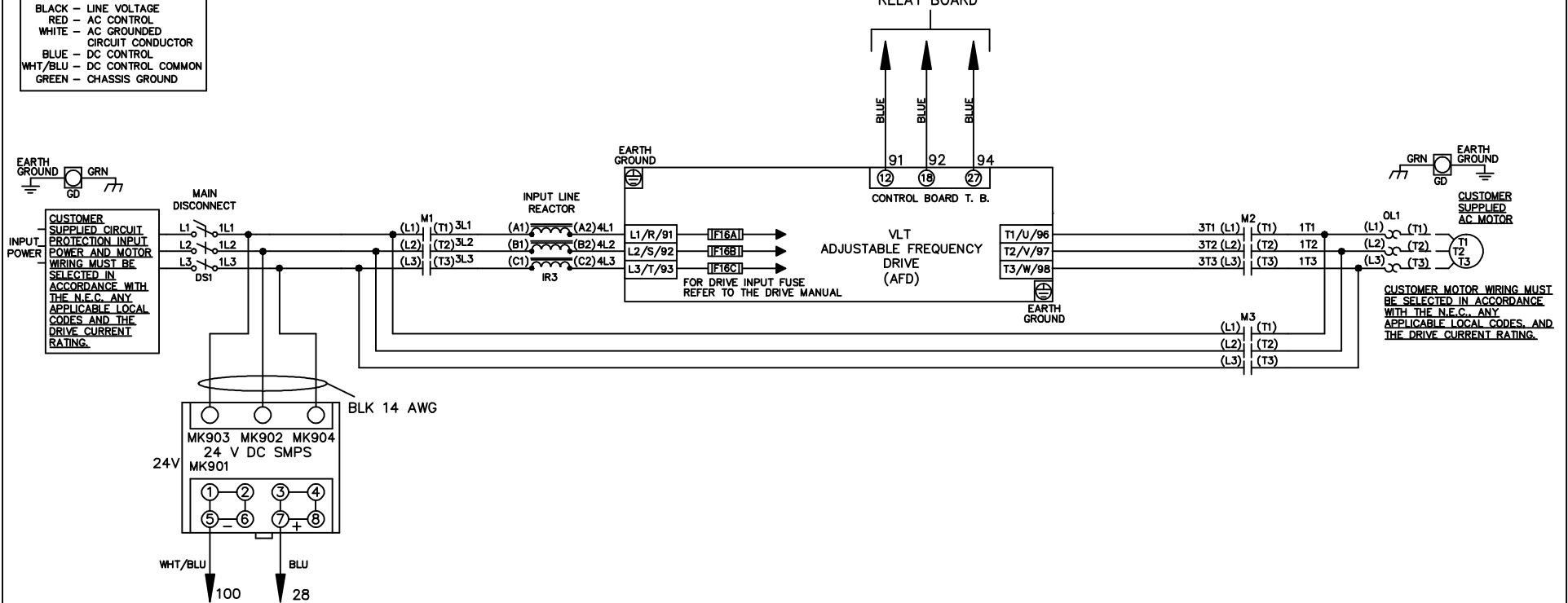


WIRE COLOR SCHEME	
BLACK	- LINE VOLTAGE
RED	- AC CONTROL
WHITE	- AC GROUNDED CIRCUIT CONDUCTOR
BLUE	- DC CONTROL
WHT/BLU	- DC CONTROL COMMON
GREEN	- CHASSIS GROUND

\* ALL CONTROL WIRES ARE BLUE EXCEPT WHERE NOTED. TO ELECTROMECHANICAL RELAY BOARD

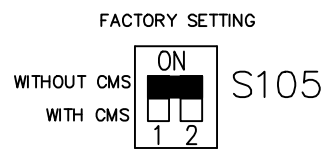
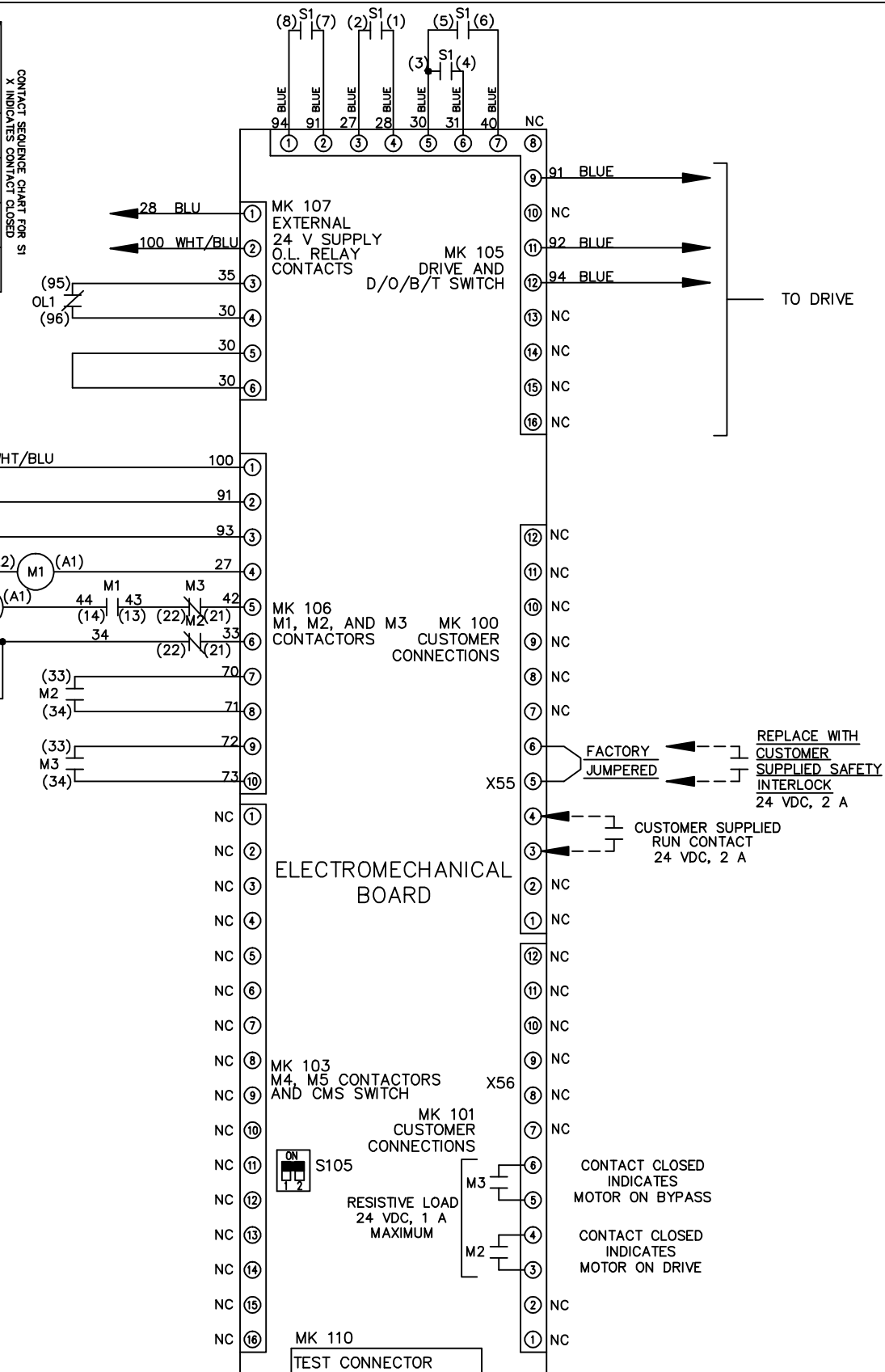
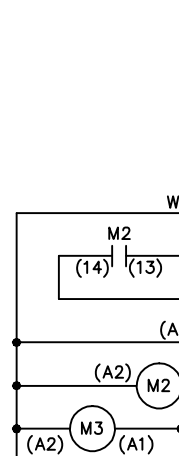


			- NOTICE -		DRN JNW 2/14/07		NAME 208-600VOLT,3C,MAIN DISC ,DRIVE FUSE,EMB1,FRAME A5-B1 ,REACTOR,SINGLE MTR		<i>Danfoss</i>	
A	SP08061	10/08	THIS DOCUMENT CONTAINS PROPRIETARY INFORMATION OF DANFOSS DRIVES. IT IS LOANED BY DANFOSS DRIVES SUBJECT TO THE CONDITIONS THAT IT AND THE INFORMATION EMBODIED THEREIN SHALL BE USED ONLY FOR RECORD AND REFERENCE PURPOSES, SHALL NOT BE USED OR CAUSED TO BE USED IN ANY WAY PREJUDICIAL TO THE INTERESTS OF DANFOSS DRIVES, SHALL NOT BE REPRODUCED OR COPIED IN WHOLE OR IN PART, OR DISCLOSED TO ANYONE WITHOUT THE DIRECT WRITTEN PERMISSION OF DANFOSS DRIVES AND SHALL BE RETURNED UPON REQUEST.			APR	MODEL	PAGE 1 OF 2	SIZE A	DWG NO. 174U3435
REV	ECN	DATE								

REV	ECON	DATE	DRN	JNW	MODEL	PAGE	SIZE	DWG NO.
A	SP08066	10/08	2/14/07	APR	NAME 208-600VOLT, 3C, MAIN DISC , DRIVE FUSE, EMB1, FRAME A5-B1 , REACTOR, SINGLE MTR	2 OF 2	A	174U3435

CONTACT SEQUENCE CHART FOR S1  
X INDICATES CONTACT CLOSED

CONTACT	POSITION	DRIVE	OFF	BYPASS	TEST
1-2		X			X
3-4				X	X
5-6		X			
7-8					X



CUSTOMER CONNECTIONS X55, X56 CLASS 2 POWER SOURCE REQUIRED FOR FIELD CONNECTION USE CLASS 1 CONDUCTORS CONDUCTOR SIZE 28-14 AWG

