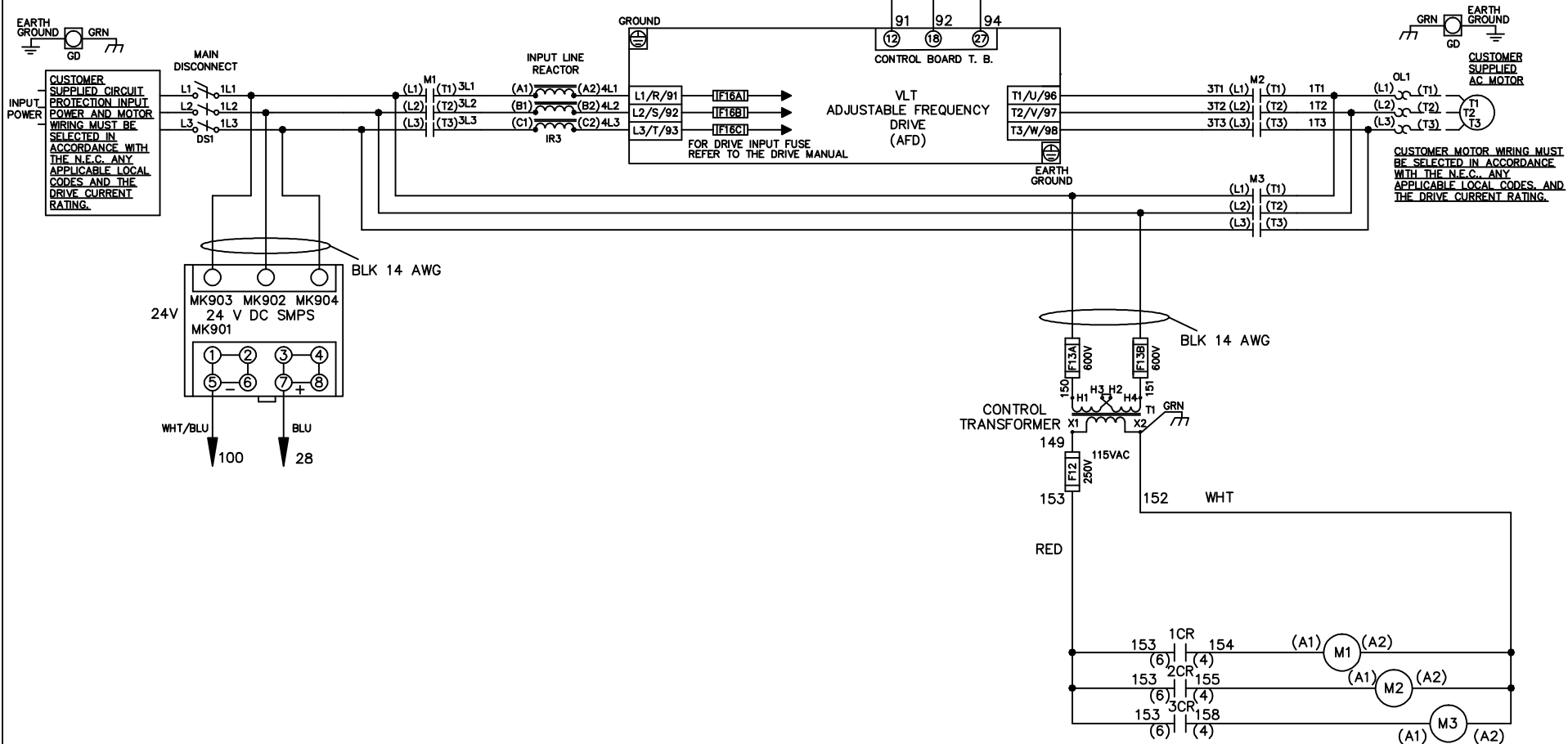


WIRE COLOR SCHEME	
BLACK	- LINE VOLTAGE
RED	- AC CONTROL
WHITE	- AC GROUNDED CIRCUIT CONDUCTOR
BLUE	- DC CONTROL
WHT/BLU	- DC CONTROL COMMON
GREEN	- CHASSIS GROUND

\* ALL CONTROL WIRES ARE BLUE EXCEPT WHERE NOTED. TO ELECTROMECHANICAL RELAY BOARD



A	SP08061	10/08
REV	ECN	DATE

- NOTICE -  
THIS DOCUMENT CONTAINS PROPRIETARY INFORMATION OF DANFOSS DRIVES. IT IS LOANED BY DANFOSS DRIVES SUBJECT TO THE CONDITIONS THAT IT AND THE INFORMATION EMBODIED THEREIN SHALL BE USED ONLY FOR RECORD AND REFERENCE PURPOSES, SHALL NOT BE USED OR CAUSED TO BE USED IN ANY WAY PREJUDICIAL TO THE INTERESTS OF DANFOSS DRIVES, SHALL NOT BE REPRODUCED OR COPIED IN WHOLE OR IN PART, OR DISCLOSED TO ANYONE WITHOUT THE DIRECT WRITTEN PERMISSION OF DANFOSS DRIVES AND SHALL BE RETURNED UPON REQUEST.

DRN JNW  
2/14/07  
APR

NAME 460 VOLT,3C,MAIN DISC  
,DRIVE FUSE,EMB1,FRAME C2N1\_  
,REACTOR,SINGLE MTR  
MODEL  
PAGE 1 OF 2  
SIZE A  
DWG NO. 174U3832

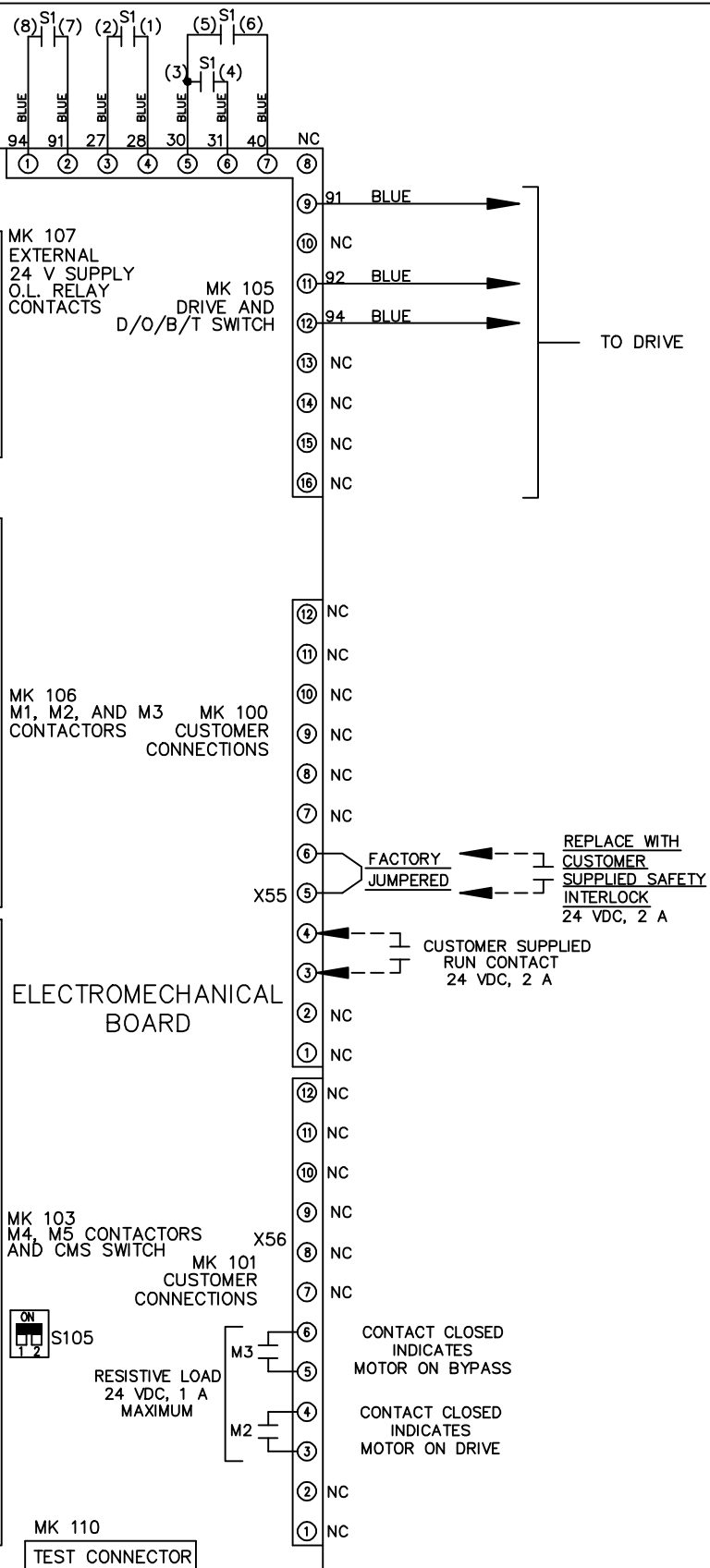
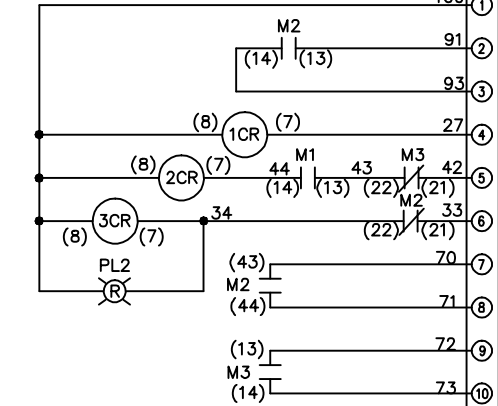


REV	ECN	DATE	DRN	JNW	MODEL	PAGE	SIZE	DWG
A	SP08066	10/08	2/14/07	APR	NAME 460 VOLT, 3C, MAIN DISC , DRIVE FUSE, EMB1, FRAME C2N1- , REACTOR, SINGLE MTR	2 OF 2	A	174U3832

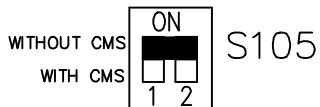
CONTACT	POSITION	DRIVE	OFF	BYPASS	TEST
1-2		X			X
3-4				X	X
5-6		X			
7-8					X

CONTACT SEQUENCE CHART FOR S1  
X INDICATES CONTACT CLOSED

NOTICE  
THIS DOCUMENT CONTAINS PROPRIETARY INFORMATION OF DANFOSS DRIVES. IT IS LOANED BY DANFOSS DRIVES SUBJECT TO THE CONDITIONS THAT IT AND THE INFORMATION EMBODIED THEREIN SHALL NOT BE USED ONLY FOR RECORD AND REFERENCE PURPOSES, SHALL NOT BE USED OR CAUSED TO BE USED IN ANY WAY PREJUDICIAL TO THE INTERESTS OF DANFOSS DRIVES, SHALL NOT BE REPRODUCED OR COPIED IN WHOLE OR IN PART, OR DISCLOSED TO ANYONE WITHOUT THE DIRECT WRITTEN PERMISSION OF DANFOSS DRIVES AND SHALL BE RETURNED UPON REQUEST.



FACTORY SETTING



CUSTOMER CONNECTIONS X55, X56  
CLASS 2 POWER SOURCE  
REQUIRED FOR FIELD CONNECTION  
USE CLASS 1 CONDUCTORS  
CONDUCTOR SIZE 28-14 AWG

