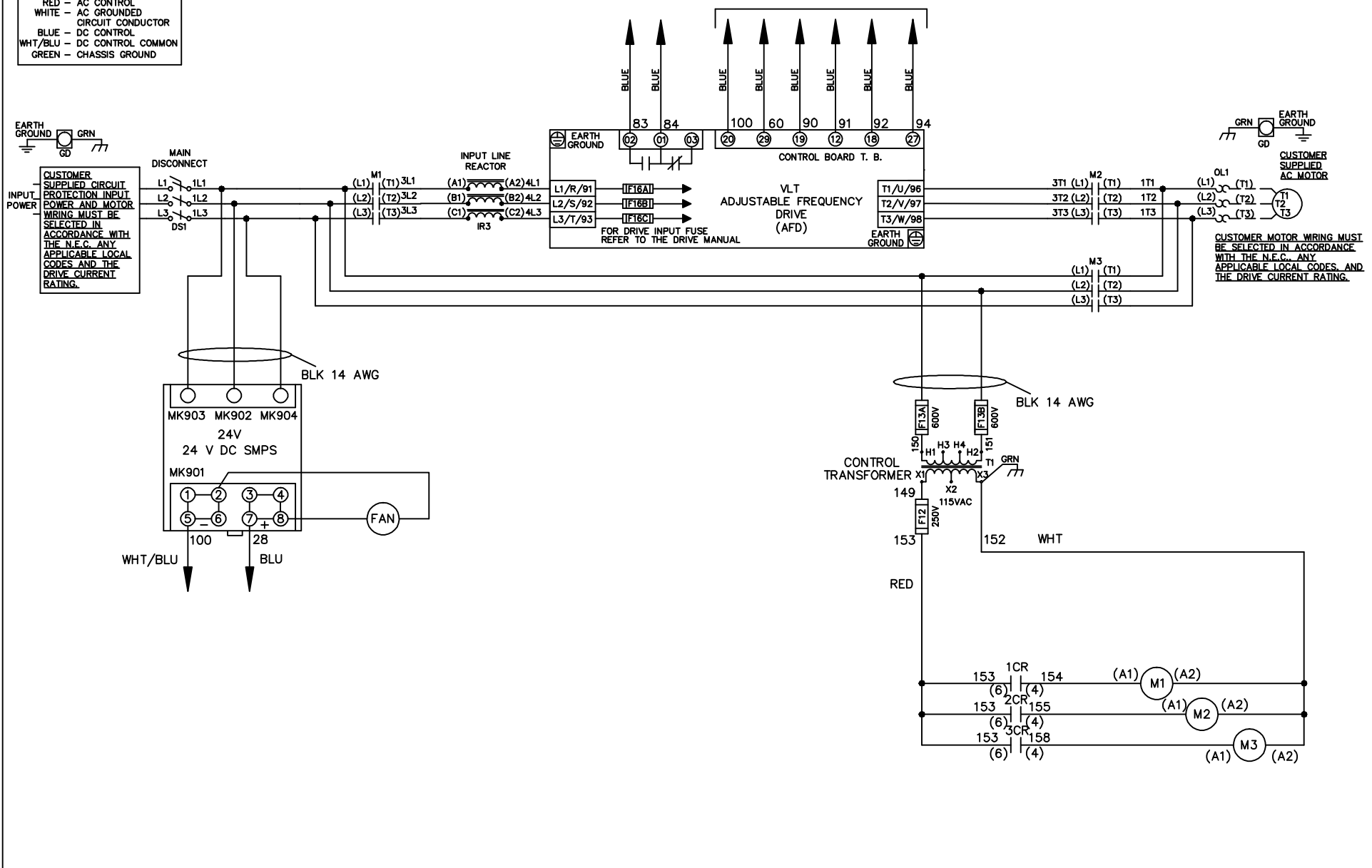


**WIRE COLOR SCHEME**

- BLACK - LINE VOLTAGE
- RED - AC CONTROL
- WHITE - AC GROUNDED
- BLUE - DC CONTROL
- WHT/BLU - DC CONTROL COMMON
- GREEN - CHASSIS GROUND

\* ALL CONTROL WIRES ARE BLUE EXCEPT WHERE NOTED. TO ELECTROMECHANICAL RELAY BOARD

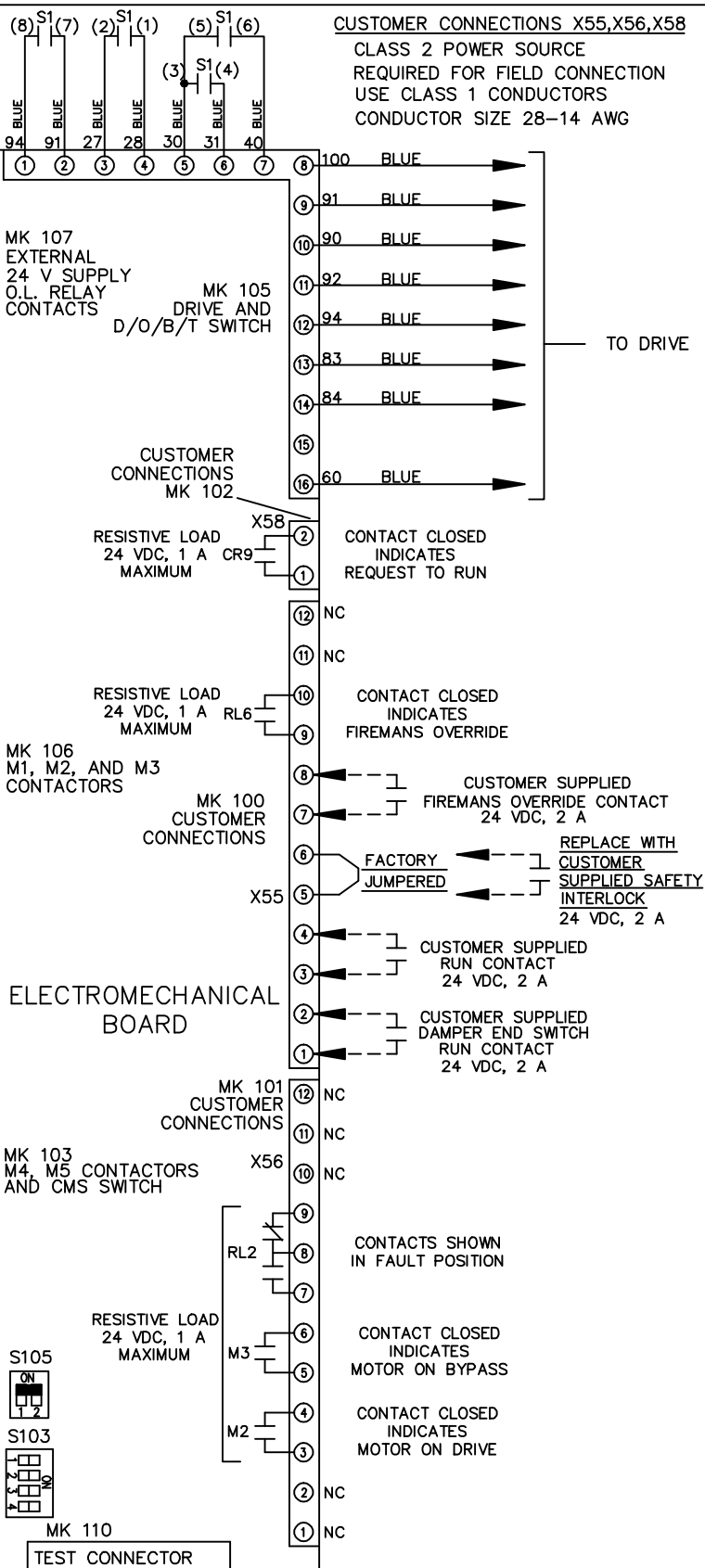
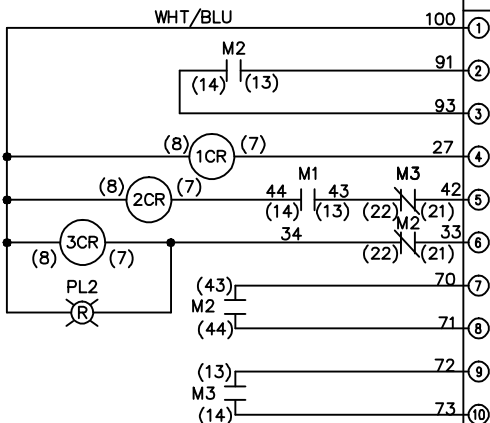


- NOTICE -			DRN JNW 2/14/07		NAME 208 VOLT, 3C, MAIN DISC , DRIVE FUSE, EMB2, FRAME C2N12 , REACTOR, SINGLE MTR				
A	SP08061	10/08	APR		MODEL	PAGE 1 OF 2	SIZE A	DWG NO.	174U3967
REV	ECN	DATE	THIS DOCUMENT CONTAINS PROPRIETARY INFORMATION OF DANFOSS DRIVES. IT IS LOANED BY DANFOSS DRIVES SUBJECT TO THE CONDITIONS THAT IT AND THE INFORMATION EMBODIED THEREIN SHALL BE USED ONLY FOR RECORD AND REFERENCE PURPOSES, SHALL NOT BE USED OR CAUSED TO BE USED IN ANY WAY PREJUDICIAL TO THE INTERESTS OF DANFOSS DRIVES, SHALL NOT BE REPRODUCED OR COPIED IN WHOLE OR IN PART, OR DISCLOSED TO ANYONE WITHOUT THE DIRECT WRITTEN PERMISSION OF DANFOSS DRIVES AND SHALL BE RETURNED UPON REQUEST.						

REV	ECN	DATE	DRN	APR	MODEL	PAGE	SIZE	DWG
A	SP08066	10/08	JNW		NAME208 VOLT,3C,MAIN DISC , DRIVE FUSE,EMB2,FRAME C2N12 , REACTOR,SINGLE MTR	2 OF 2	A	174U3967

POSITION	DRIVE	OFF	BYPASS	TEST
CONTACT	X			
1-2	X			
3-4			X	X
5-6	X			
7-8				X


CONTACT SEQUENCE CHART FOR S1  
X INDICATES CONTACT CLOSED



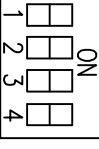
CUSTOMER CONNECTIONS X55,X56,X58  
CLASS 2 POWER SOURCE  
REQUIRED FOR FIELD CONNECTION  
USE CLASS 1 CONDUCTORS  
CONDUCTOR SIZE 28-14 AWG

ELECTROMECHANICAL BOARD

FACTORY SETTING



CUSTOMER SETTING



AUTOMATIC BYPASS TIME SELECT  
ONLY # 1 ON 30 SECONDS  
ONLY # 2 ON 60 SEC.  
ONLY # 3 ON 300 SEC  
ALL ON 15 SEC.  
ALL OFF NO AUTO BYPASS (FACTORY DEFAULT)

