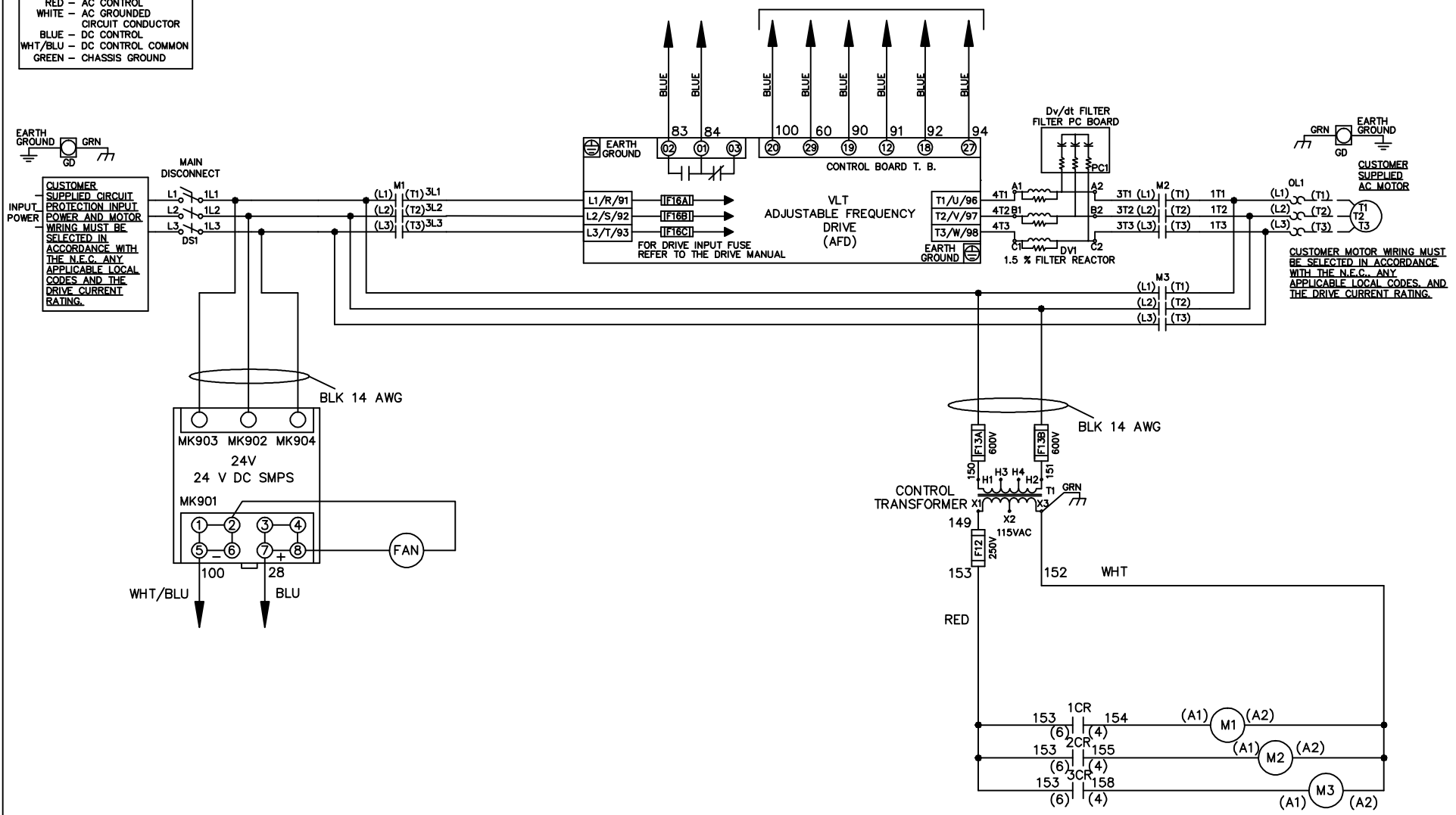


WIRE COLOR SCHEME

- BLACK - LINE VOLTAGE
- RED - AC CONTROL
- WHITE - AC GROUNDED
- BLUE - DC CONTROL
- WHT/BLU - DC CONTROL COMMON
- GREEN - CHASSIS GROUND

* ALL CONTROL WIRES ARE BLUE EXCEPT WHERE NOTED. TO ELECTROMECHANICAL RELAY BOARD

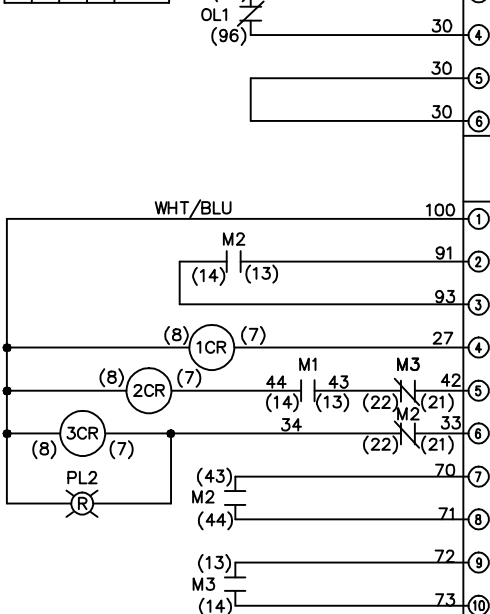


- NOTICE -			DRN JNW 2/14/07		NAME 208 VOLT, 3C, MAIN DISC , DRIVE FUSE, EMB2, FRAME C2N12 , DVDT, SINGLE MTR				
A	SP08061	10/08	APR		MODEL	PAGE 1 OF 2	SIZE A	DWG NO.	174U3968
REV	ECN	DATE	THIS DOCUMENT CONTAINS PROPRIETARY INFORMATION OF DANFOSS DRIVES. IT IS LOANED BY DANFOSS DRIVES SUBJECT TO THE CONDITIONS THAT IT AND THE INFORMATION EMBODIED THEREIN SHALL BE USED ONLY FOR RECORD AND REFERENCE PURPOSES, SHALL NOT BE USED OR CAUSED TO BE USED IN ANY WAY PREJUDICIAL TO THE INTERESTS OF DANFOSS DRIVES, SHALL NOT BE REPRODUCED OR COPIED IN WHOLE OR IN PART, OR DISCLOSED TO ANYONE WITHOUT THE DIRECT WRITTEN PERMISSION OF DANFOSS DRIVES AND SHALL BE RETURNED UPON REQUEST.						


REV	ECN	DATE	DRN	MODEL	PAGE	SIZE	DWG
A	SP08066	10/08	JNW	NAME208 VOLT,3C,MAIN DISC DRIVE FUSE,EMB2,FRAME C2N12 ,DVDI,SINGLE MTR	2 OF 2	A	174U3968

CONTACT SEQUENCE CHART FOR S1
X INDICATES CONTACT CLOSED

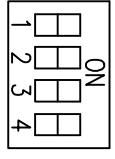
POSITION	DRIVE	OFF	BYPASS	TEST
CONTACT				
1-2	X			
3-4			X	
5-6	X			X
7-8				X



FACTORY SETTING



CUSTOMER SETTING



- AUTOMATIC BYPASS TIME SELECT
- ONLY # 1 ON 30 SECONDS
 - ONLY # 2 ON 60 SEC.
 - ONLY # 3 ON 300 SEC
 - ALL ON 15 SEC.
 - ALL OFF NO AUTO BYPASS (FACTORY DEFAULT)

