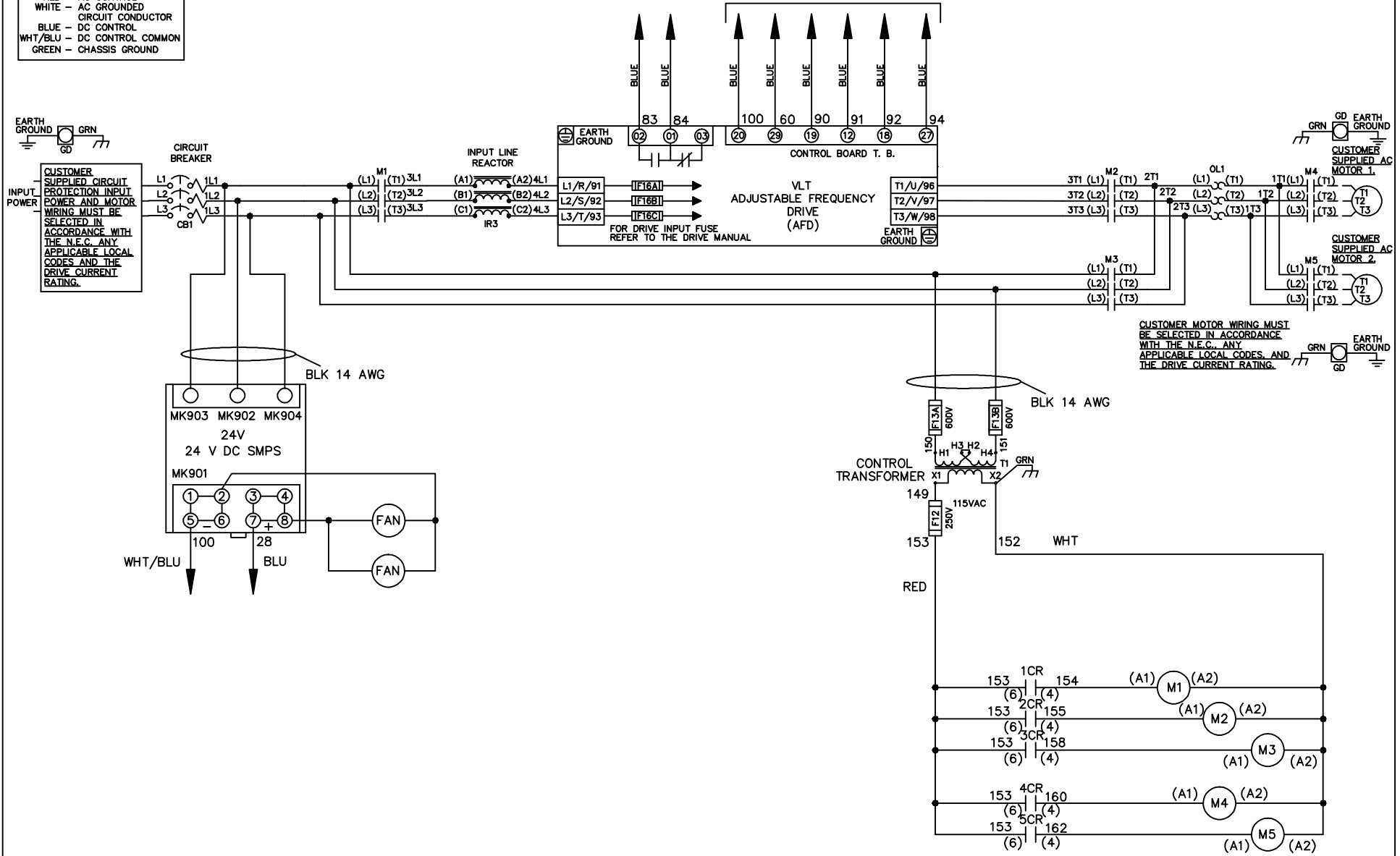


**WIRE COLOR SCHEME**  
 BLACK - LINE VOLTAGE  
 RED - AC CONTROL  
 WHITE - AC GROUNDED  
 BLUE - CIRCUIT CONDUCTOR  
 BLUE - DC CONTROL  
 WHT/BLU - DC CONTROL COMMON  
 GREEN - CHASSIS GROUND

\* ALL CONTROL WIRES ARE BLUE EXCEPT WHERE NOTED. TO ELECTROMECHANICAL RELAY BOARD



CUSTOMER MOTOR WIRING MUST BE SELECTED IN ACCORDANCE WITH THE N.E.C. ANY APPLICABLE LOCAL CODES, AND THE DRIVE CURRENT RATING.

- NOTICE -			DRN JNW 2/14/07		NAME 460 VOLT, 3C, CB , DRIVE FUSE, EMB2, FRAME C2N12 , REACTOR, CMS			<i>Danfoss</i>	
A	SP08061	10/08	APR		MODEL	PAGE 1 OF 2	SIZE A	DWG NO.	174U4110
REV	ECN	DATE							

REV	ECN	DATE	DRN	MODEL	PAGE	SIZE	DWG
A	SP08066	10/08	JNW	NAME 460 VOLT, 3C, CB , DRIVE FUSE, EMB2, FRAME C2N12 , REACTOR, CMS	2 OF 2	A	174U4110

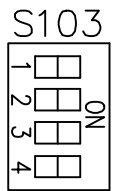
CONTACT SEQUENCE CHART FOR S1  
X INDICATES CONTACT CLOSED

CONTACT	POSITION	DRIVE	OFF	BYPASS	TEST
1-2		X			
3-4				X	
5-6		X			X
7-8					X

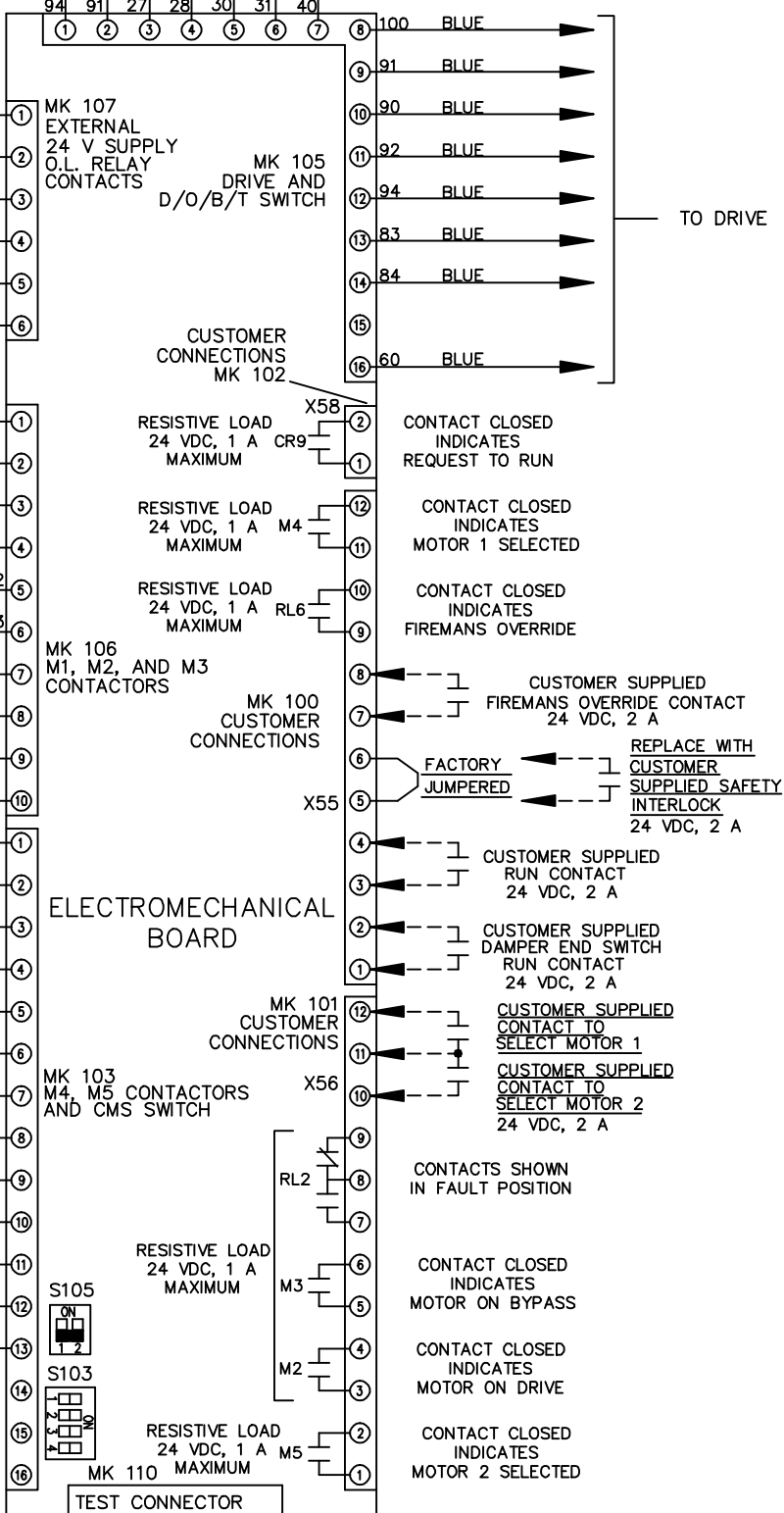


CONTACT SEQUENCE CHART FOR S2  
X INDICATES CONTACT CLOSED

CONTACT	POSITION	MOTOR 1	AUTO	MOTOR 2
11-12		X	X	
13-14			X	X
21-22			X	X
23-24		X		



CUSTOMER CONNECTIONS X55, X56, X58  
CLASS 2 POWER SOURCE  
REQUIRED FOR FIELD CONNECTION  
USE CLASS 1 CONDUCTORS  
CONDUCTOR SIZE 28-14 AWG



NOTICE - THIS DOCUMENT CONTAINS PROPRIETARY INFORMATION OF DANFOSS DRIVES. IT IS LOANED BY DANFOSS DRIVES SUBJECT TO THE CONDITIONS THAT IT AND THE INFORMATION EMBODIED THEREIN SHALL BE USED ONLY FOR RECORD AND REFERENCE PURPOSES. SHALL NOT BE USED OR CAUSED TO BE USED IN ANY WAY PREJUDICIAL TO THE INTERESTS OF DANFOSS DRIVES. SHALL NOT BE REPRODUCED OR COPIED IN WHOLE OR IN PART, OR DISCLOSED TO ANYONE WITHOUT THE DIRECT WRITTEN PERMISSION OF DANFOSS DRIVES AND SHALL BE RETURNED UPON REQUEST.

