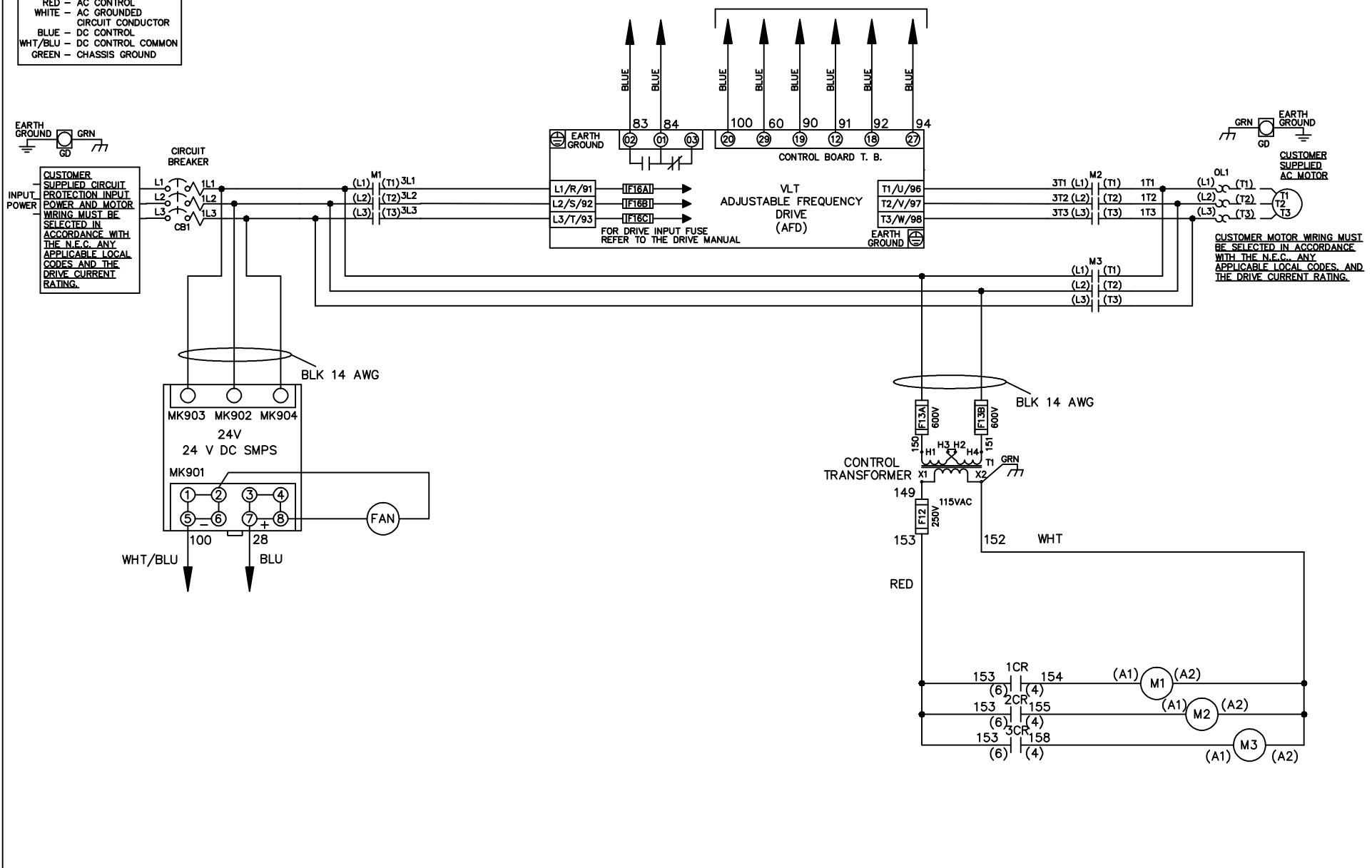


WIRE COLOR SCHEME

- BLACK - LINE VOLTAGE
- RED - AC CONTROL
- WHITE - AC GROUNDED
- BLUE - CIRCUIT CONDUCTOR
- BLUE - DC CONTROL
- WHT/BLU - DC CONTROL COMMON
- GREEN - CHASSIS GROUND

* ALL CONTROL WIRES ARE BLUE EXCEPT WHERE NOTED. TO ELECTROMECHANICAL RELAY BOARD

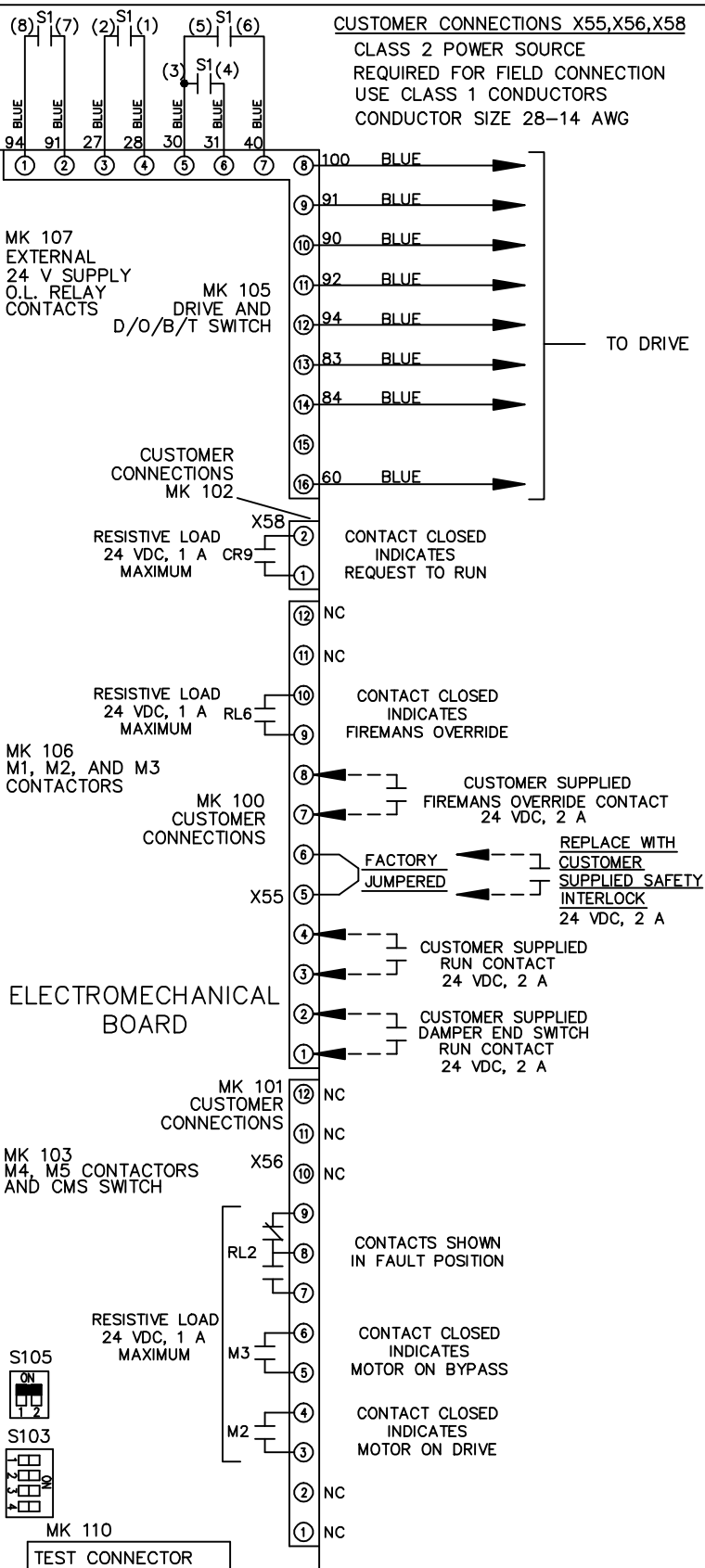
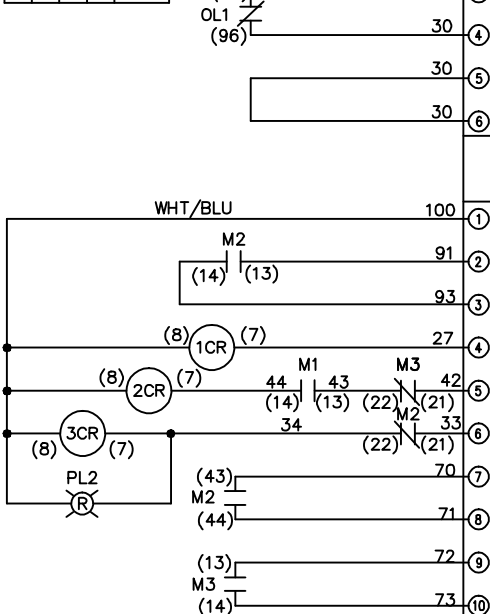


- NOTICE -			DRN JNW 2/14/07	NAME 460 VOLT, 3C, CB , DRIVE FUSE, EMB2, FRAME C2N12 , NO REACTOR & DVDT, SINGLE MTR		<i>Danfoss</i>		
THIS DOCUMENT CONTAINS PROPRIETARY INFORMATION OF DANFOSS DRIVES. IT IS LOANED BY DANFOSS DRIVES SUBJECT TO THE CONDITIONS THAT IT AND THE INFORMATION EMBODIED THEREIN SHALL BE USED ONLY FOR RECORD AND REFERENCE PURPOSES, SHALL NOT BE USED OR CAUSED TO BE USED IN ANY WAY PREJUDICIAL TO THE INTERESTS OF DANFOSS DRIVES, SHALL NOT BE REPRODUCED OR COPIED IN WHOLE OR IN PART, OR DISCLOSED TO ANYONE WITHOUT THE DIRECT WRITTEN PERMISSION OF DANFOSS DRIVES AND SHALL BE RETURNED UPON REQUEST.								
A	SP08061	10/08	APR	MODEL	PAGE 1 OF 2	SIZE A	DWG NO.	174U4128

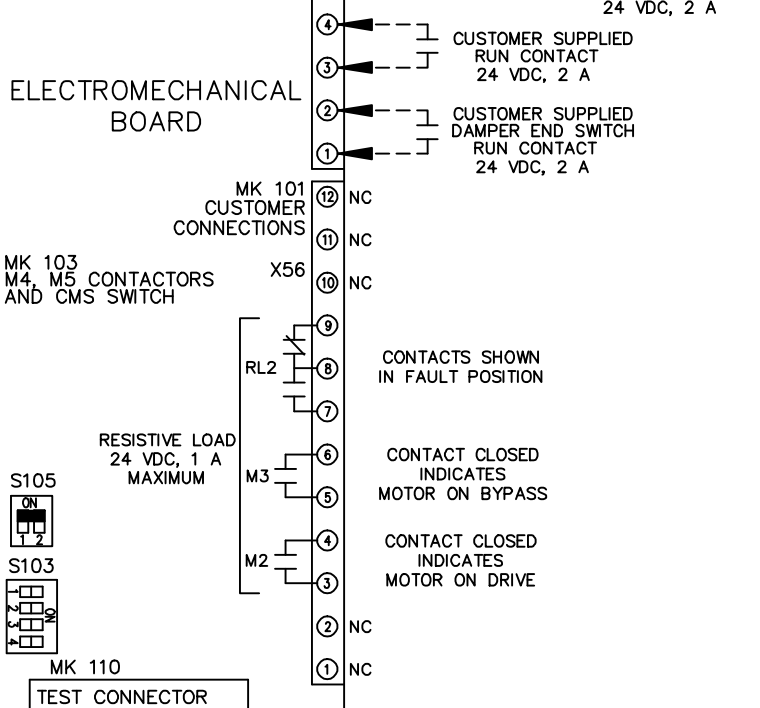
REV	ECN	DATE	DRN	MODEL	PAGE	SIZE	DWG
A	SP08066	10/08	JNW	NAME 460 VOLT, 3C, CB DRIVE FUSE, EMB2, FRAME C2N12 , NO REACTOR & DVDI, SINGLE MTR	2 OF 2	A	174U4128

POSITION	CONTACT	DRIVE	OFF	BYPASS	TEST
1-2	X	X		X	
3-4				X	X
5-6	X				
7-8					X

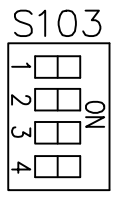

CONTACT SEQUENCE CHART FOR S1
X INDICATES CONTACT CLOSED



CUSTOMER CONNECTIONS X55, X56, X58
CLASS 2 POWER SOURCE
REQUIRED FOR FIELD CONNECTION
USE CLASS 1 CONDUCTORS
CONDUCTOR SIZE 28-14 AWG



ELECTROMECHANICAL BOARD



- ONLY # 1 ON 30 SECONDS
- ONLY # 2 ON 60 SEC.
- ONLY # 3 ON 300 SEC
- ALL ON 15 SEC.
- ALL OFF NO AUTO BYPASS (FACTORY DEFAULT)

