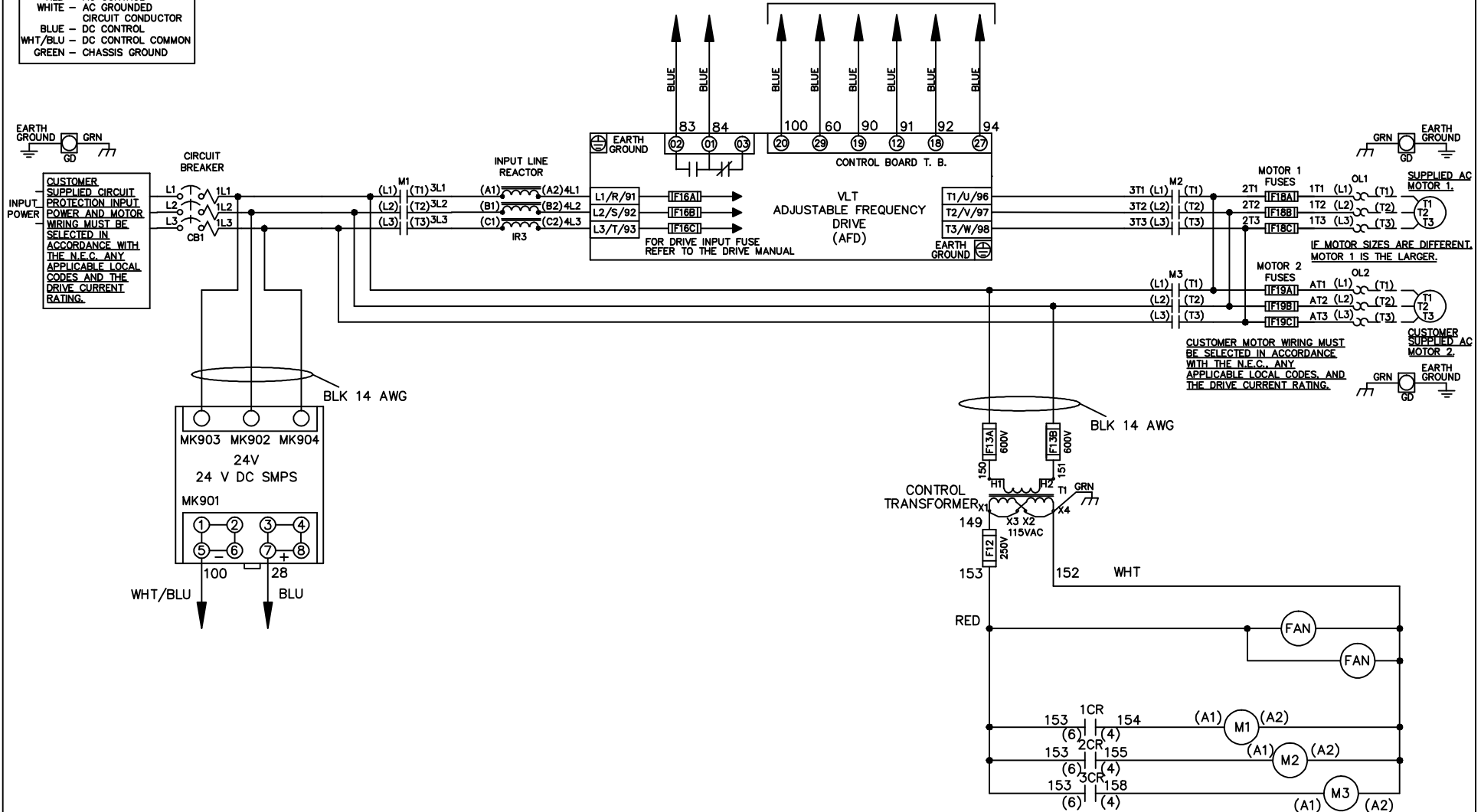


**WIRE COLOR SCHEME**

- BLACK - LINE VOLTAGE
- RED - AC CONTROL
- WHITE - AC GROUNDED
- WHITE - CIRCUIT CONDUCTOR
- BLUE - DC CONTROL
- WHT/BLU - DC CONTROL COMMON
- GREEN - CHASSIS GROUND

\* ALL CONTROL WIRES ARE BLUE EXCEPT WHERE NOTED. TO ELECTROMECHANICAL RELAY BOARD

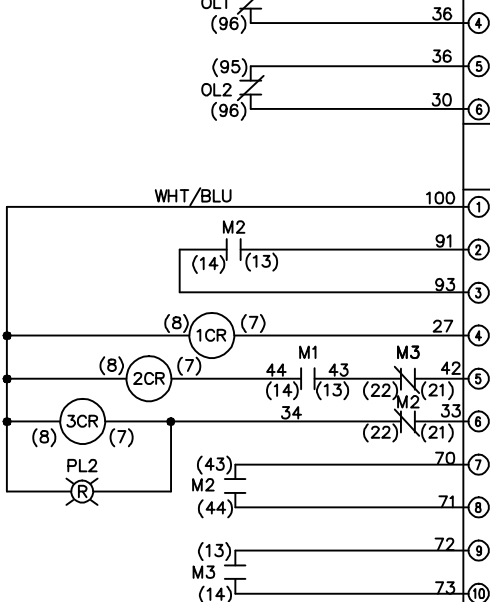


- NOTICE -			THIS DOCUMENT CONTAINS PROPRIETARY INFORMATION OF DANFOSS DRIVES. IT IS LOANED BY DANFOSS DRIVES SUBJECT TO THE CONDITIONS THAT IT AND THE INFORMATION EMBODIED THEREIN SHALL BE USED ONLY FOR RECORD AND REFERENCE PURPOSES, SHALL NOT BE USED OR CAUSED TO BE USED IN ANY WAY PREJUDICIAL TO THE INTERESTS OF DANFOSS DRIVES, SHALL NOT BE REPRODUCED OR COPIED IN WHOLE OR IN PART, OR DISCLOSED TO ANYONE WITHOUT THE DIRECT WRITTEN PERMISSION OF DANFOSS DRIVES AND SHALL BE RETURNED UPON REQUEST.		DRN JNW 2/14/07	NAME 600 VOLT, 3C, CB , DRIVE FUSE, EMB2, FRAME D1-D2 , REACTOR, DUAL MTR			
REV	ECN	DATE	APR	MODEL	PAGE 1 OF 2	SIZE A	DWG NO.	174U4362	
A	SP08061	10/08							

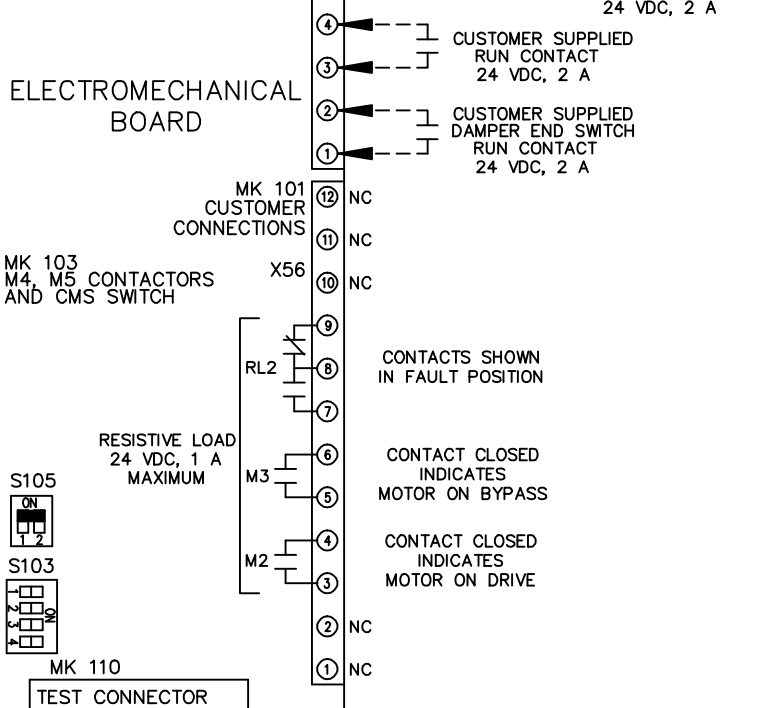
REV	ECN	DATE	DRN	MODEL	PAGE	SIZE	DWG
A	SP08066	10/08	JNW	NAME600 VOLT,3C,CB ,DRIVE FUSE,EMB2,FRAME D1-D2 ,REACTOR,DUAL MTR	2 OF 2	A	174U4362

CONTACT SEQUENCE CHART FOR S1  
X INDICATES CONTACT CLOSED

CONTACT	POSITION	DRIVE	OFF	BYPASS	TEST
1-2		X			
3-4				X	
5-6		X			X
7-8					X



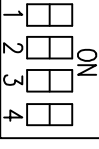
**CUSTOMER CONNECTIONS X55,X56,X58**  
 CLASS 2 POWER SOURCE  
 REQUIRED FOR FIELD CONNECTION  
 USE CLASS 1 CONDUCTORS  
 CONDUCTOR SIZE 28-14 AWG



FACTORY SETTING



CUSTOMER SETTING



AUTOMATIC BYPASS TIME SELECT

- ONLY # 1 ON 30 SECONDS
- ONLY # 2 ON 60 SEC.
- ONLY # 3 ON 300 SEC
- ALL ON 15 SEC.
- ALL OFF NO AUTO BYPASS (FACTORY DEFAULT)

