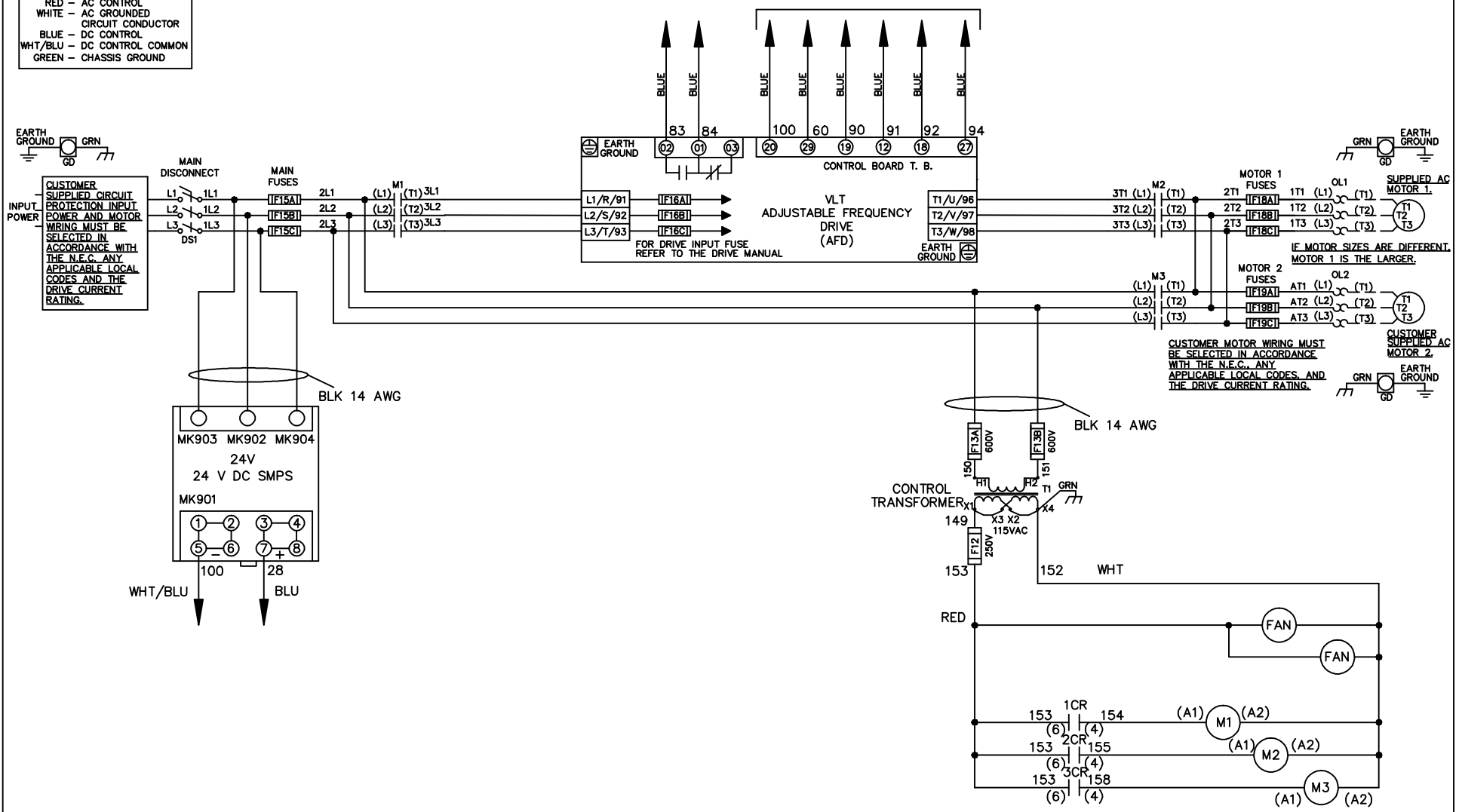


**WIRE COLOR SCHEME**

- BLACK - LINE VOLTAGE
- RED - AC CONTROL
- WHITE - AC GROUNDED
- WHITE - CIRCUIT CONDUCTOR
- BLUE - DC CONTROL
- WHT/BLU - DC CONTROL COMMON
- GREEN - CHASSIS GROUND

\* ALL CONTROL WIRES ARE BLUE EXCEPT WHERE NOTED. TO ELECTROMECHANICAL RELAY BOARD

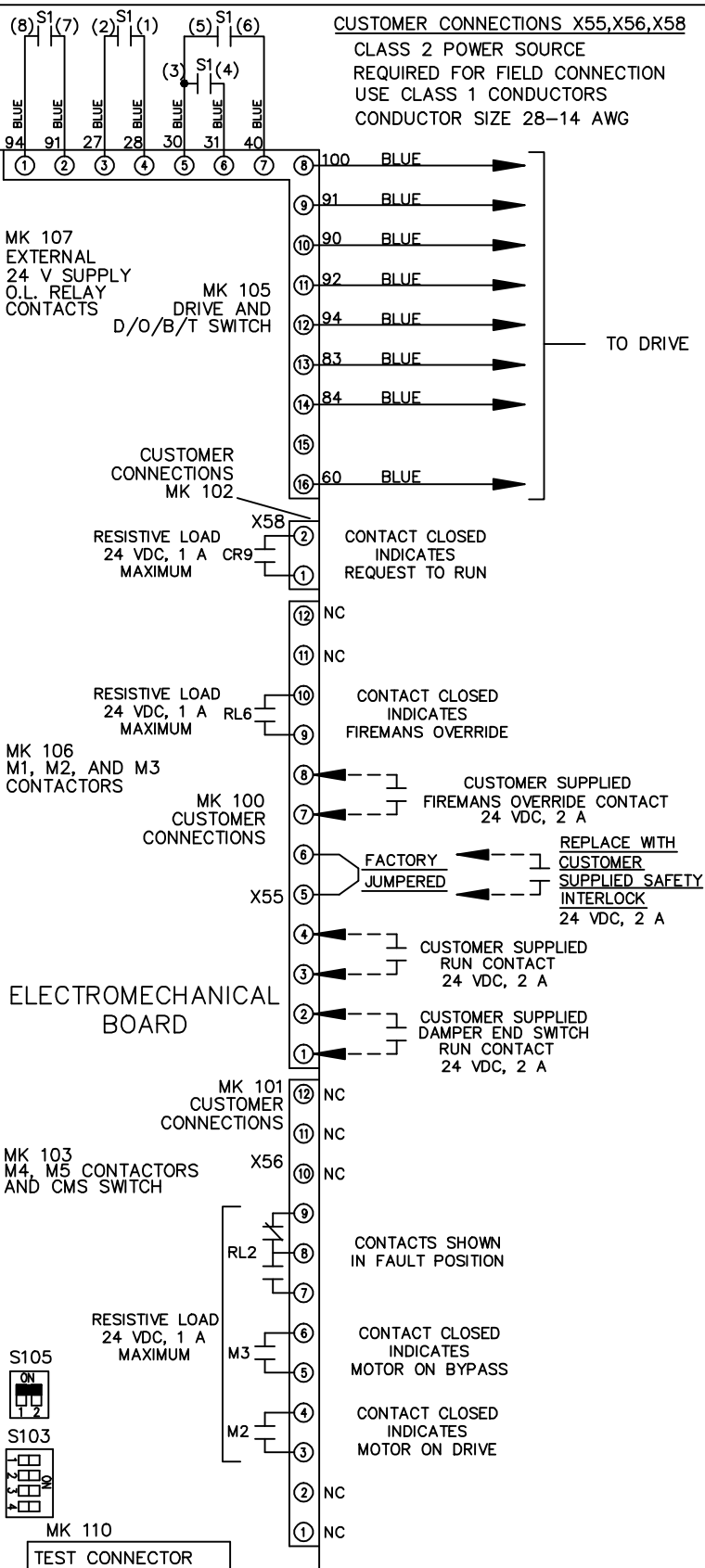
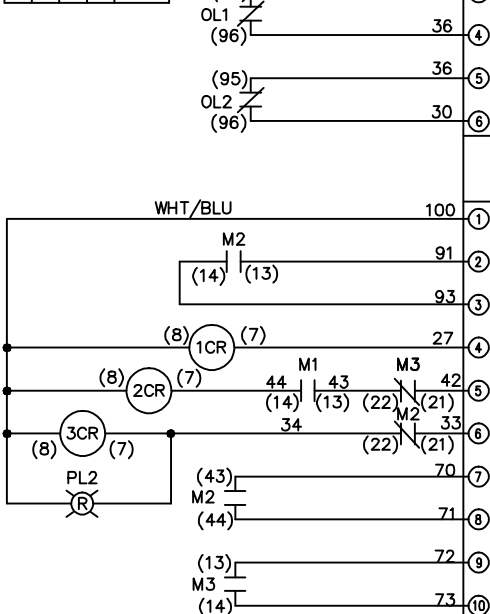


|            |         |       |   |   |  |  |  |     |
|------------|---------|-------|---|---|--|--|--|-----|
| - NOTICE - |         |       | DRN JNW<br>2/14/07  | NAME 600 VOLT, 3C, MAIN DISC<br>, MAIN FUSE, EMB2, FRAME D1-D2<br>, NO REACTOR & DVDT, DUAL MTR |  |  |  |     |
| A          | SP08061 | 10/08 |   |   |  |  |  | APR |
| REV        | ECN     | DATE  | THIS DOCUMENT CONTAINS PROPRIETARY INFORMATION OF DANFOSS DRIVES. IT IS LOANED BY DANFOSS DRIVES SUBJECT TO THE CONDITIONS THAT IT AND THE INFORMATION EMBODIED THEREIN SHALL BE USED ONLY FOR RECORD AND REFERENCE PURPOSES, SHALL NOT BE USED OR CAUSED TO BE USED IN ANY WAY PREJUDICIAL TO THE INTERESTS OF DANFOSS DRIVES, SHALL NOT BE REPRODUCED OR COPIED IN WHOLE OR IN PART, OR DISCLOSED TO ANYONE WITHOUT THE DIRECT WRITTEN PERMISSION OF DANFOSS DRIVES AND SHALL BE RETURNED UPON REQUEST. |   |  |  |  |     |

|     |         |       |     |   |        |      |          |
|-----|---------|-------|-----|---|--------|------|----------|
| REV | ECN     | DATE  | DRN | MODEL   | PAGE   | SIZE | DWG      |
| A   | SP08066 | 10/08 | JNW | NAME600 VOLT,3C,MAIN DISC<br>,MAIN FUSE,EMB2,FRAME D1-D2<br>,NO REACTOR & DVD1,DUAL MTR | 2 OF 2 | A    | 174U4367 |

| POSITION | DRIVE | OFF | BYPASS | TEST |
|----------|-------|-----|--------|------|
| CONTACT  | X     |     |        |      |
| 1-2      | X     |     |        |      |
| 3-4      |       |     | X      | X    |
| 5-6      | X     |     |        |      |
| 7-8      |       |     |        | X    |

CONTACT SEQUENCE CHART FOR S1  
X INDICATES CONTACT CLOSED

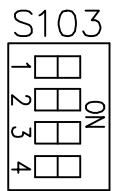



**CUSTOMER CONNECTIONS X55,X56,X58**  
CLASS 2 POWER SOURCE  
REQUIRED FOR FIELD CONNECTION  
USE CLASS 1 CONDUCTORS  
CONDUCTOR SIZE 28-14 AWG

**NOTICE**  
THIS DOCUMENT CONTAINS PROPRIETARY INFORMATION OF DANFOSS DRIVES. IT IS LOANED BY DANFOSS DRIVES SUBJECT TO THE CONDITIONS THAT IT AND THE INFORMATION EMBODIED THEREIN SHALL NOT BE USED OR CAUSED TO BE USED IN ANY MANNER PREJUDICIAL TO THE INTERESTS OF DANFOSS DRIVES. SHALL NOT BE REPRODUCED OR COPIED IN WHOLE OR IN PART, OR DISCLOSED TO ANYONE WITHOUT THE DIRECT WRITTEN PERMISSION OF DANFOSS DRIVES AND SHALL BE RETURNED UPON REQUEST.

APR 2/14/07

NAME600 VOLT,3C,MAIN DISC  
,MAIN FUSE,EMB2,FRAME D1-D2  
,NO REACTOR & DVD1,DUAL MTR



**AUTOMATIC BYPASS TIME SELECT**

ONLY # 1 ON 30 SECONDS

ONLY # 2 ON 60 SEC.

ONLY # 3 ON 300 SEC

ALL ON 15 SEC.

ALL OFF NO AUTO BYPASS (FACTORY DEFAULT)