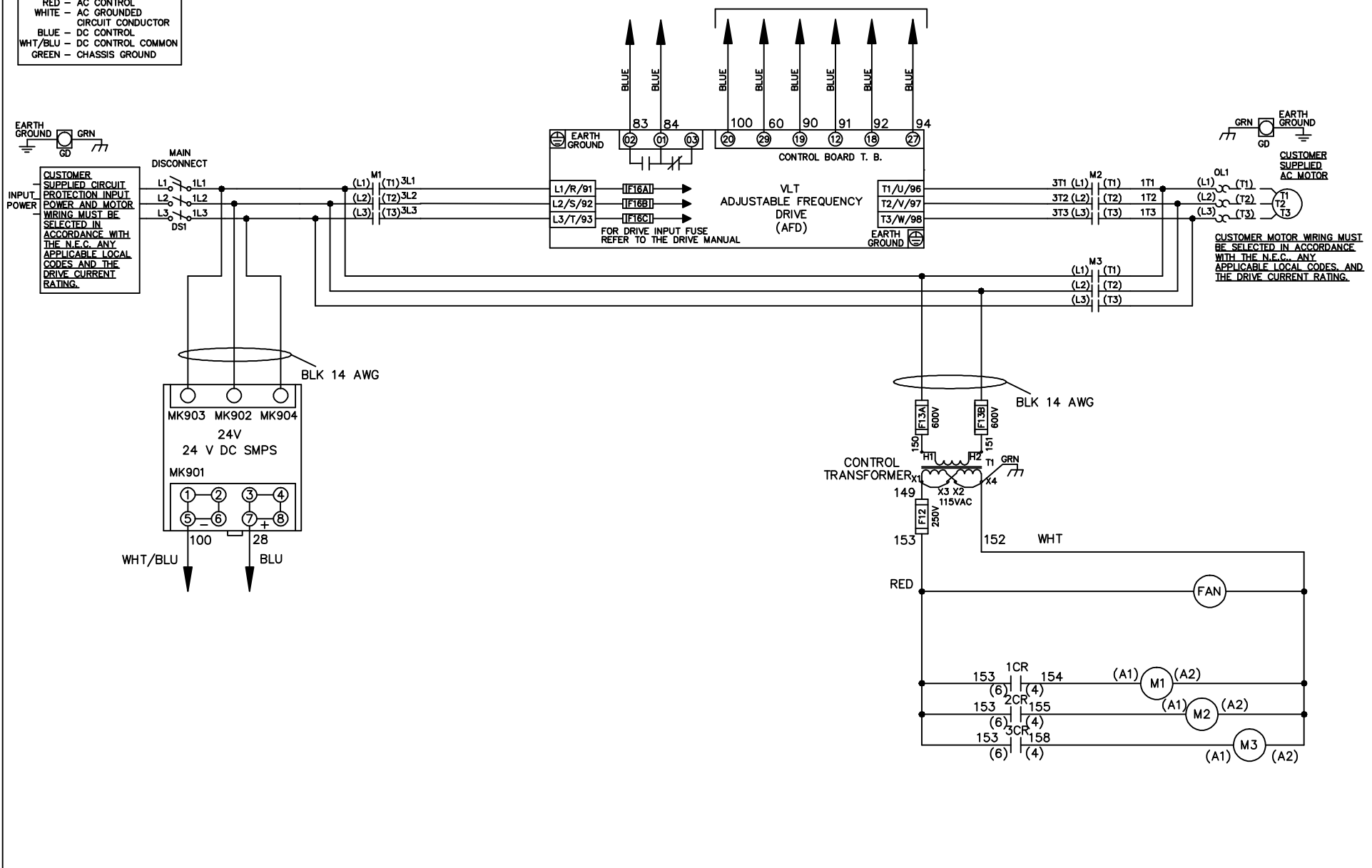


WIRE COLOR SCHEME

- BLACK - LINE VOLTAGE
- RED - AC CONTROL
- WHITE - AC GROUNDED
- BLUE - DC CONTROL
- WHT/BLU - DC CONTROL COMMON
- GREEN - CHASSIS GROUND

* ALL CONTROL WIRES ARE BLUE EXCEPT WHERE NOTED. TO ELECTROMECHANICAL RELAY BOARD

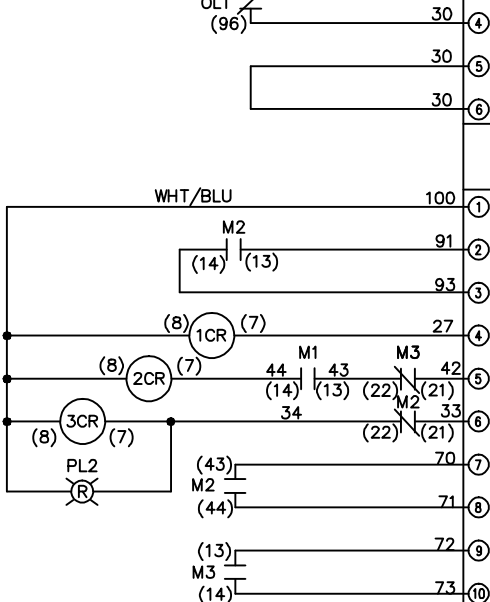


- NOTICE -			DRN JNW 2/14/07	NAME600 VOLT,3C,MAIN DISC ,DRIVE FUSE,EMB2,FRAME D1-D2 ,NO REACTOR & DVDT,SINGLE MTR			
THIS DOCUMENT CONTAINS PROPRIETARY INFORMATION OF DANFOSS DRIVES. IT IS LOANED BY DANFOSS DRIVES SUBJECT TO THE CONDITIONS THAT IT AND THE INFORMATION EMBODIED THEREIN SHALL BE USED ONLY FOR RECORD AND REFERENCE PURPOSES, SHALL NOT BE USED OR CAUSED TO BE USED IN ANY WAY PREJUDICIAL TO THE INTERESTS OF DANFOSS DRIVES, SHALL NOT BE REPRODUCED OR COPIED IN WHOLE OR IN PART, OR DISCLOSED TO ANYONE WITHOUT THE DIRECT WRITTEN PERMISSION OF DANFOSS DRIVES AND SHALL BE RETURNED UPON REQUEST.							
A	SP08061	10/08	APR	MODEL	PAGE 1 OF 2	SIZE A	DWG NO. 174U4375
REV	ECN	DATE					

REV	ECN	DATE	DRN	MODEL	PAGE	SIZE	DWG
A	SP08066	10/08	JNW	NAME600 VOLT,3C,MAIN DISC , DRIVE FUSE,EMB2,FRAME D1-D2 , NO REACTOR & DVDI,SINGLE MTR	2 OF 2	A	174U4375

CONTACT SEQUENCE CHART FOR S1
X INDICATES CONTACT CLOSED


CONTACT	POSITION	DRIVE	OFF	BYPASS	TEST
1-2		X			X
3-4				X	X
5-6		X			
7-8					X



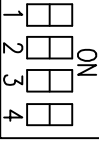
CUSTOMER CONNECTIONS X55,X56,X58
 CLASS 2 POWER SOURCE
 REQUIRED FOR FIELD CONNECTION
 USE CLASS 1 CONDUCTORS
 CONDUCTOR SIZE 28-14 AWG

ELECTROMECHANICAL BOARD

FACTORY SETTING



CUSTOMER SETTING



AUTOMATIC BYPASS TIME SELECT
 ONLY # 1 ON 30 SECONDS
 ONLY # 2 ON 60 SEC.
 ONLY # 3 ON 300 SEC
 ALL ON 15 SEC.
 ALL OFF NO AUTO BYPASS (FACTORY DEFAULT)

