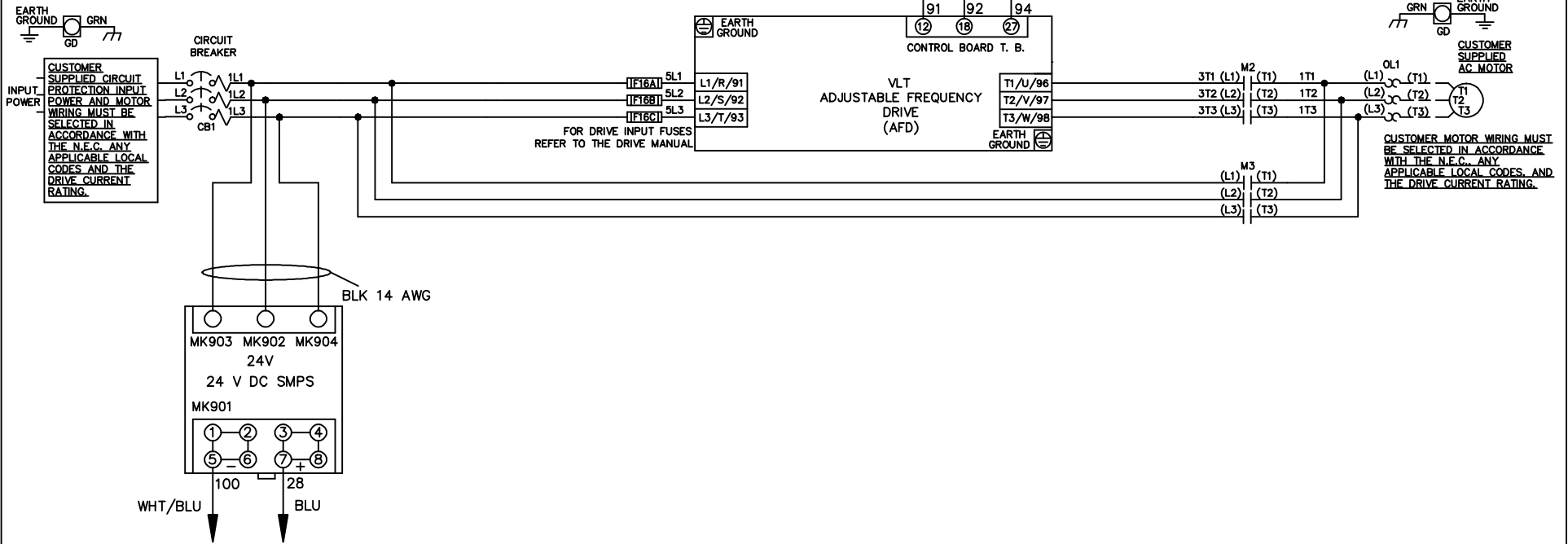


\* ALL CONTROL WIRES ARE BLUE EXCEPT WHERE NOTED.

| WIRE COLOR SCHEME |                                 |
|-------------------|---------------------------------|
| BLACK             | - LINE VOLTAGE                  |
| RED               | - AC CONTROL                    |
| WHITE             | - AC GROUNDED CIRCUIT CONDUCTOR |
| BLUE              | - DC CONTROL                    |
| WHT/BLU           | - DC CONTROL COMMON             |
| GREEN             | - CHASSIS GROUND                |



|     |         |       |  |  |                    |       |   |        |  |          |
|-----|---------|-------|--|--|--------------------|-------|---|--------|--|----------|
|     |         |       | -NOTICE-   |  | DRN JNW<br>2/14/07 |       | NAME 208-600VOLT, 2C, CB<br>,DRIVE FUSE, EMB1, FRAME A2-A3<br>,NO REACTOR & DVD, SINGLE MTR |        | THE TRANE COMPANY<br>A DIVISION OF<br>AMERICAN STANDARD INC. |          |
| A   | SP08061 | 10/08 | THIS DRAWING IS PROPRIETARY AND SHALL NOT<br>BE COPIED OR ITS CONTENTS DISCLOSED TO<br>OUTSIDE PARTIES WITHOUT THE WRITTEN<br>CONSENT OF THE TRANE COMPANY |  | APR                | MODEL | PAGE 1 OF 2   | SIZE A | DWG NO.  | 174U4509 |
| REV | ECN     | DATE  |  |  |                    |       |   |        |  |          |

|     |         |       |
|-----|---------|-------|
| REV | ECN     | DATE  |
| A   | SP08066 | 10/08 |

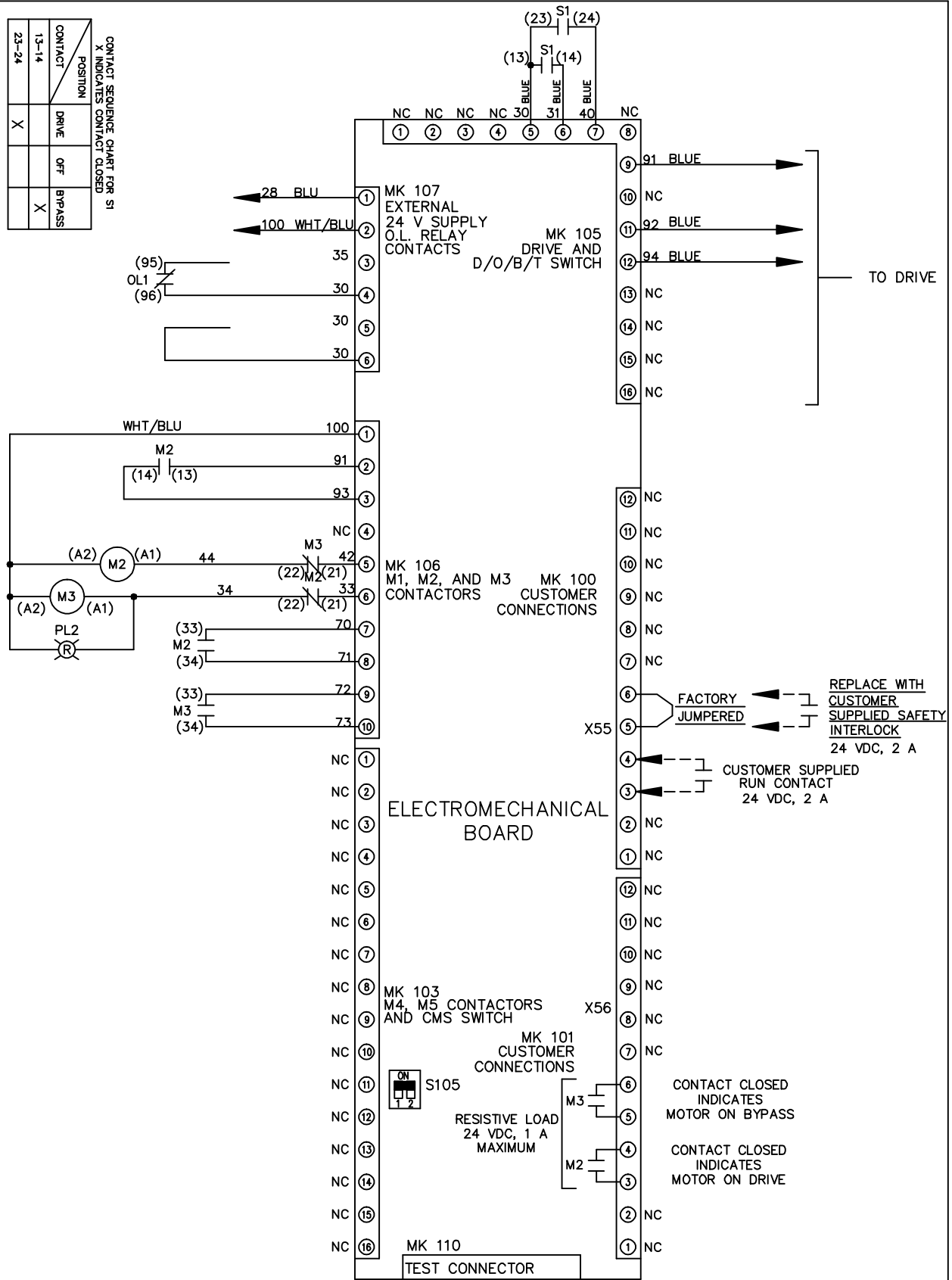
| CONTACT SEQUENCE CHART FOR S1<br>X INDICATES CONTACT CLOSED |       |     |        |
|---|-------|-----|--------|
| CONTACT POSITION  | DRIVE | OFF | BYPASS |
| 13-14   |       |     | X      |
| 23-24   | X     |     |        |

NOTICE -  
THIS DRAWING IS PROPRIETARY AND SHALL NOT BE COPIED OR ITS CONTENTS DISCLOSED TO OUTSIDE PARTIES WITHOUT THE WRITTEN CONSENT OF THE TRANE COMPANY

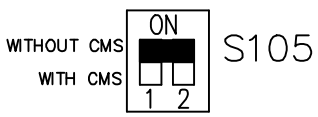
DRN JNW  
2/14/07  
APR

NAME 208-600VOLT, 2C, CB  
, DRIVE FUSE, EMB1, FRAME A2-A3  
, NO REACTOR & DVDI, SINGLE MTR

MODEL  
PAGE 2 OF 2  
SIZE A  
DWG NO. 174U4509  
THE TRANE COMPANY  
A DIVISION OF  
AMERICAN STANDARD INC.



FACTORY SETTING



CUSTOMER CONNECTIONS X55, X56  
CLASS 2 POWER SOURCE  
REQUIRED FOR FIELD CONNECTION  
USE CLASS 1 CONDUCTORS  
CONDUCTOR SIZE 28-14 AWG