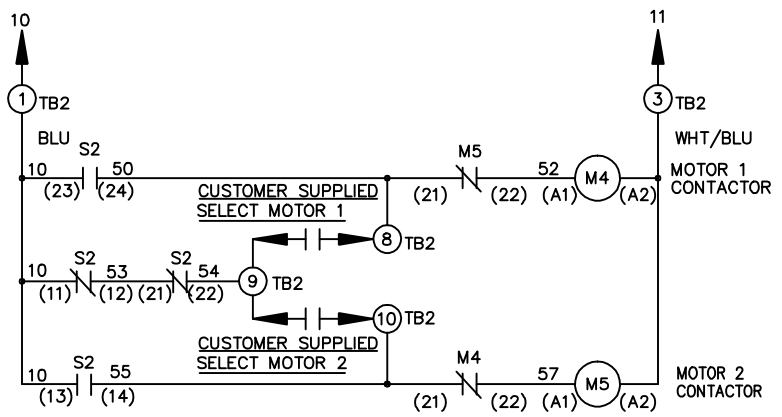
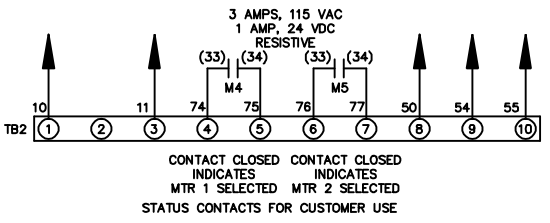
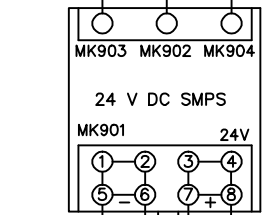
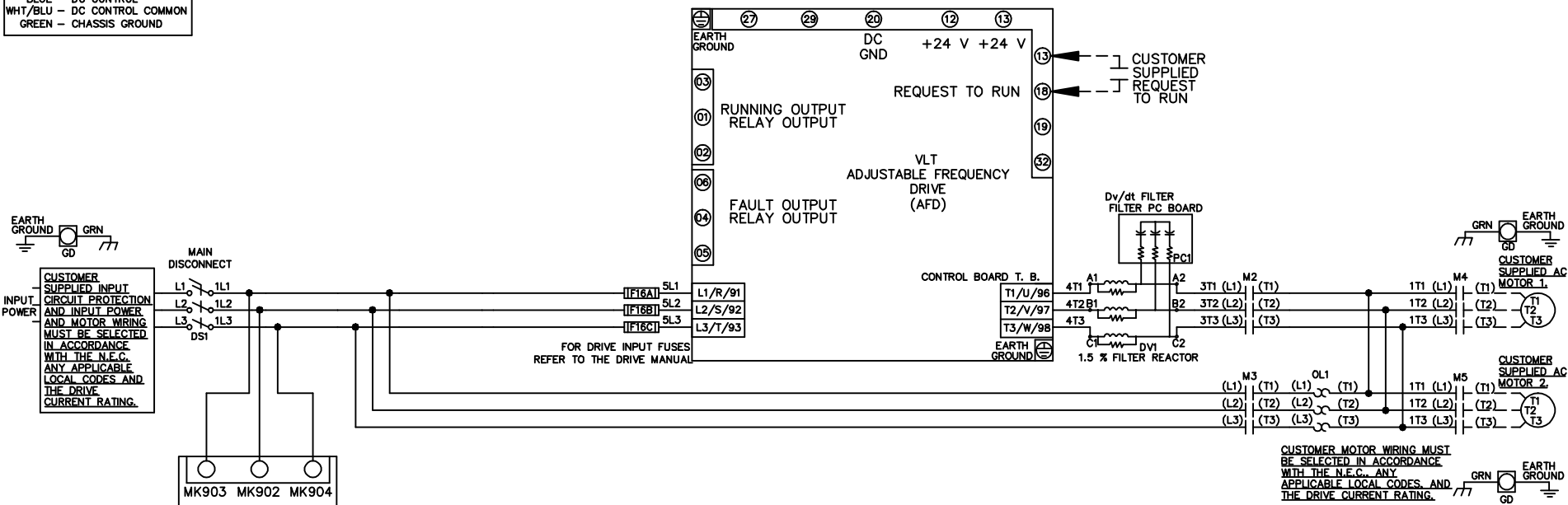


WIRE COLOR SCHEME
 BLACK - LINE VOLTAGE
 RED - AC CONTROL
 WHITE - AC GROUNDED
 BLUE - CIRCUIT CONDUCTOR
 BLUE - DC CONTROL
 WHT/BLU - DC CONTROL COMMON
 GREEN - CHASSIS GROUND



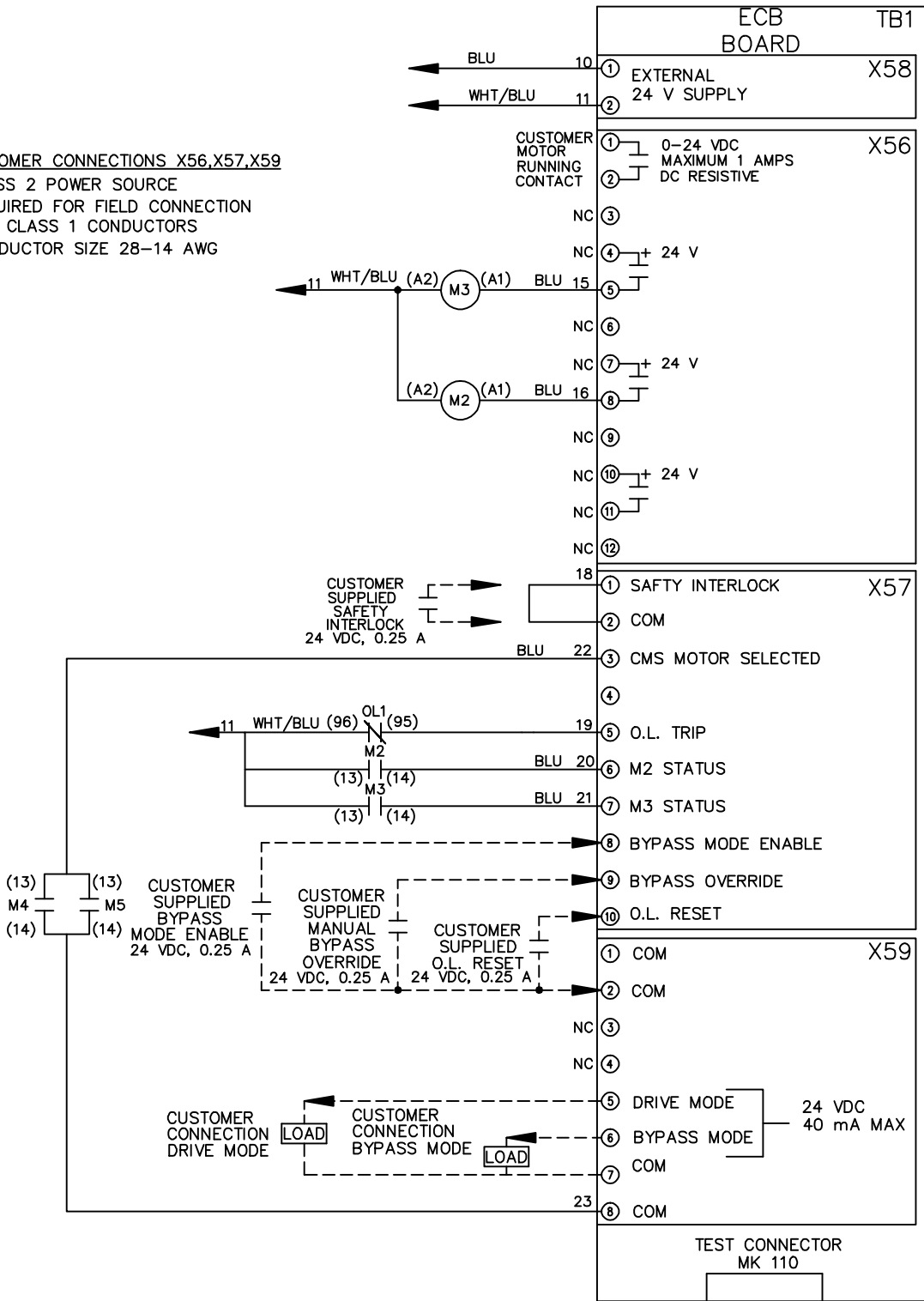
POSITION	MOTOR 1	AUTO	MOTOR 2
11-12	X	X	
13-14			X
21-22	X	X	
23-24	X		

REV	A	ECN	10/08	DATE
	SP08066			

THIS DRAWING IS PROPRIETARY AND SHALL NOT BE COPIED OR ITS CONTENTS DISCLOSED TO OUTSIDE PARTIES WITHOUT THE WRITTEN CONSENT OF THE TRANE COMPANY

-NOTICE-

CUSTOMER CONNECTIONS X56,X57,X59
 CLASS 2 POWER SOURCE
 REQUIRED FOR FIELD CONNECTION
 USE CLASS 1 CONDUCTORS
 CONDUCTOR SIZE 28-14 AWG



DRN JNW
 2/14/07
 APR

NAME 208-600VOLT, 2C, MAIN DISC
 , DRIVE FUSE, ECB, FRAME A2-A3
 , DVD, CMS

MODEL
 PAGE 2 OF 2

SIZE A
 DWG NO. 174U4571

THE TRANE COMPANY
 A DIVISION OF
 AMERICAN STANDARD INC.