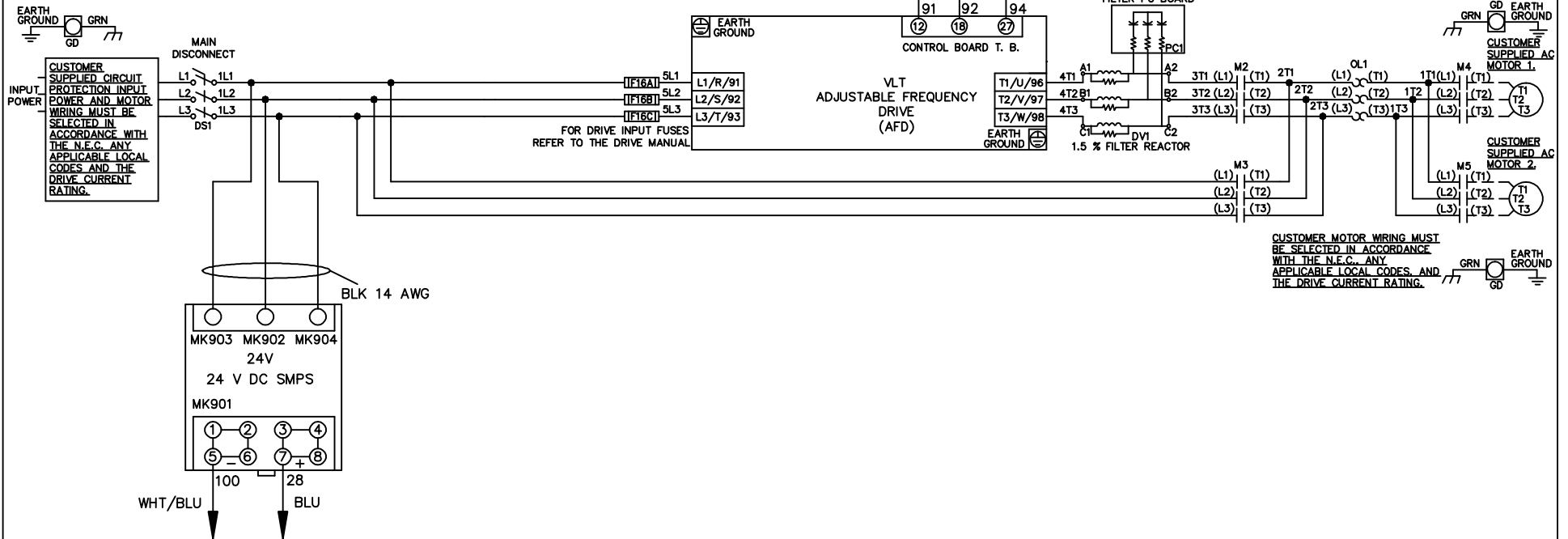


* ALL CONTROL WIRES ARE BLUE EXCEPT WHERE NOTED.

WIRE COLOR SCHEME	
BLACK	- LINE VOLTAGE
RED	- AC CONTROL
WHITE	- AC GROUNDED CIRCUIT CONDUCTOR
BLUE	- DC CONTROL
WHT/BLU	- DC CONTROL COMMON
GREEN	- CHASSIS GROUND



-NOTICE-

THIS DRAWING IS PROPRIETARY AND SHALL NOT BE COPIED OR ITS CONTENTS DISCLOSED TO OUTSIDE PARTIES WITHOUT THE WRITTEN CONSENT OF THE TRANE COMPANY

DRN JNW
2/14/07

APR

NAME 208-600VOLT, 2C, MAIN DISC
 ,DRIVE FUSE, EMB1, FRAME A2-A3
 ,DVDT, CMS

MODEL

PAGE 1 OF 2

SIZE A

DWG NO.

THE TRANE COMPANY
 A DIVISION OF
 AMERICAN STANDARD INC.

174U4573

REV	ECN	DATE
A	SP08061	10/08

REV	ECN	DATE
A	SP08066	10/08

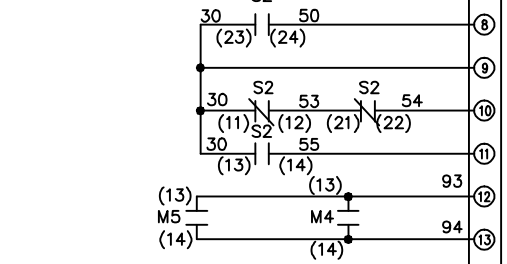
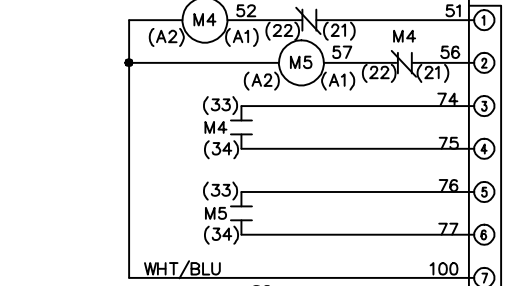
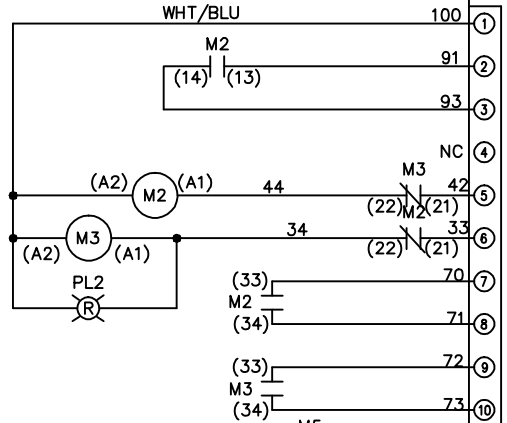
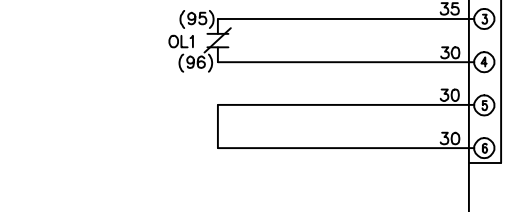
CONTACT POSITION	DRIVE	OFF	BYPASS
13-14			X
23-24	X		

NOTICE -
THIS DRAWING IS PROPRIETARY AND SHALL NOT BE COPIED OR ITS CONTENTS DISCLOSED TO OUTSIDE PARTIES WITHOUT THE WRITTEN CONSENT OF THE TRANE COMPANY


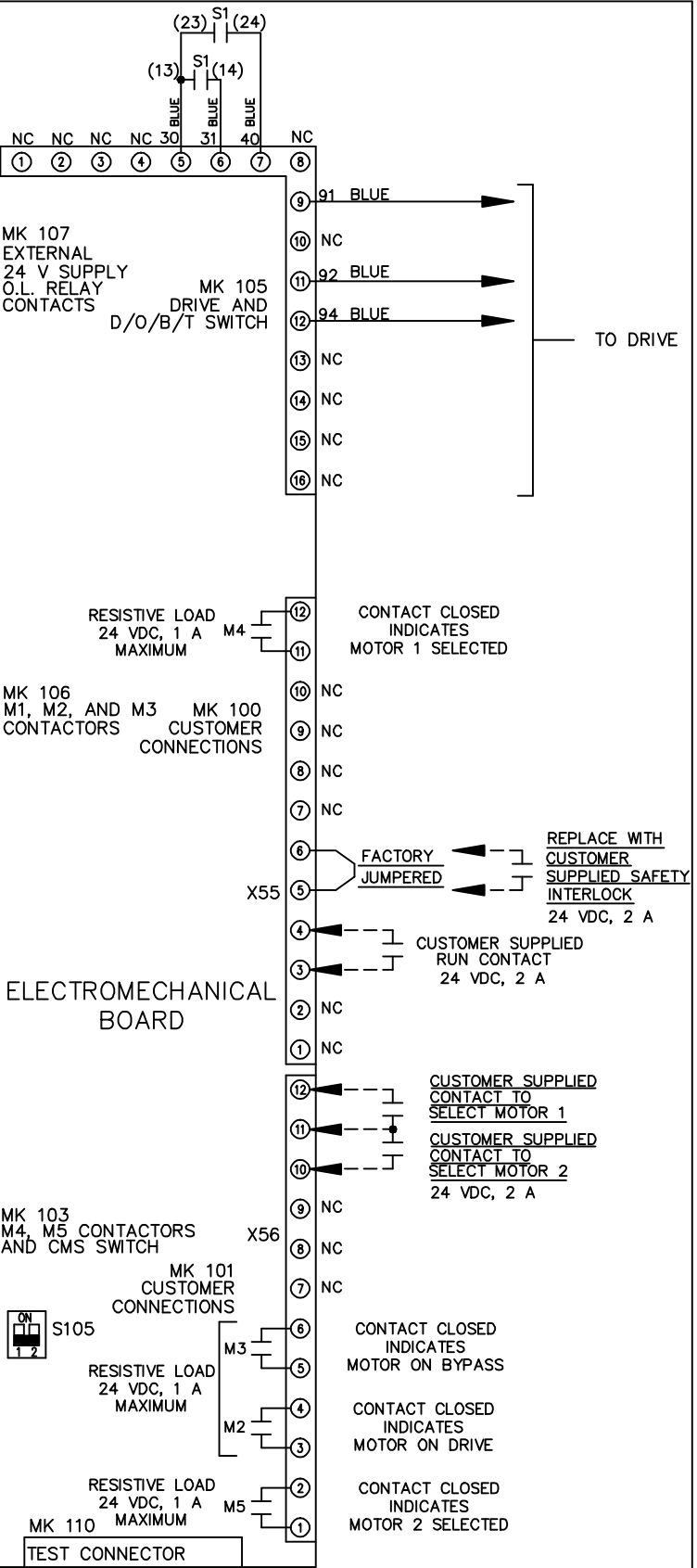
DRN JNW
2/14/07
APR

NAME 208-600VOLT, 2C, MAIN DISC
, DRIVE FUSE, EMB1, FRAME A2-A3
, DVD1, CMS

MODEL
PAGE 2 OF 2
SIZE A
DWG NO. 174U4573
THE TRANE COMPANY
A DIVISION OF
AMERICAN STANDARD INC.



CONTACT POSITION	MOTOR 1	AUTO	MOTOR 2
11-12	X	X	
13-14			X
21-22	X		X
23-24	X		



CUSTOMER CONNECTIONS X55, X56
CLASS 2 POWER SOURCE
REQUIRED FOR FIELD CONNECTION
USE CLASS 1 CONDUCTORS
CONDUCTOR SIZE 28-14 AWG