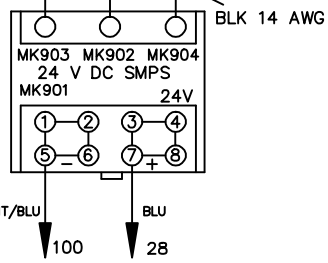
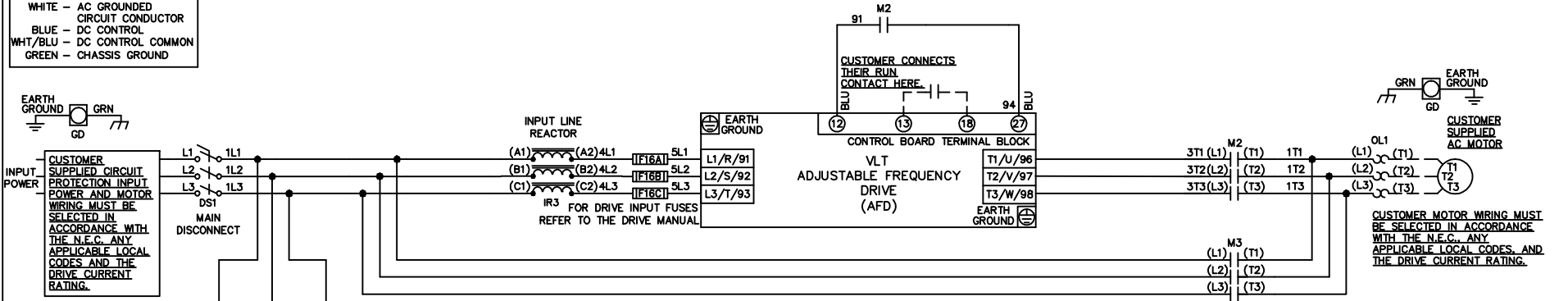


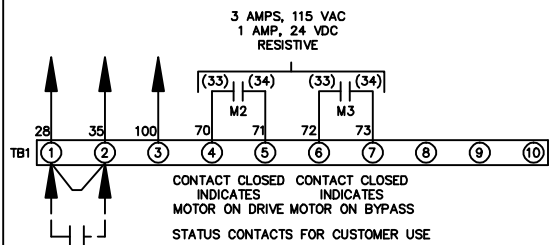
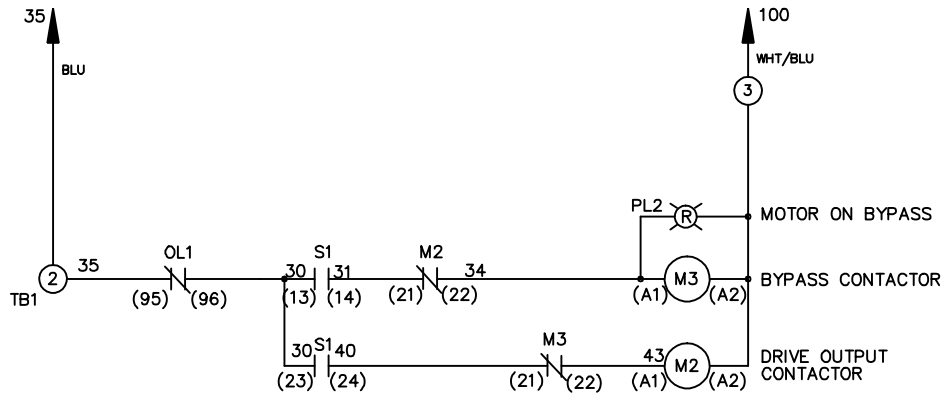
**WIRE COLOR SCHEME**  
 BLACK - LINE VOLTAGE  
 RED - AC CONTROL  
 WHITE - AC GROUNDED  
 CIRCUIT CONDUCTOR  
 BLUE - DC CONTROL  
 WHT/BLU - DC CONTROL COMMON  
 GREEN - CHASSIS GROUND

\* ALL CONTROL WIRES ARE BLUE EXCEPT WHERE NOTED.



CONTACT SEQUENCE CHART FOR S1  
 X INDICATES CONTACT CLOSED

POSITION	DRIVE	OFF	BYPASS
CONTACT 13-14			X
CONTACT 23-24	X		



CUSTOMER SUPPLIED SAFETY INTERLOCK, FACTORY JUMPERED 24 VDC, 2 A

WARNING DO NOT CONNECT ANY EXTERNAL DEVICES TO 28, 35, AND 100

-NOTICE-			DRNJNW	NAME 208-600VOLT, 2C, MAIN DISC			THE TRANE COMPANY		
			2/14/07	,DRIVE FUSE, EMB, FRAME A2-A3			A DIVISION OF		
			APR	,REACTOR, SINGLE MTR			AMERICAN STANDARD INC.		
REV	ECN	DATE		MODEL	PAGE 1 OF 1	SIZE A	DWG NO.	174U4582	
A	SP08061	10/08							