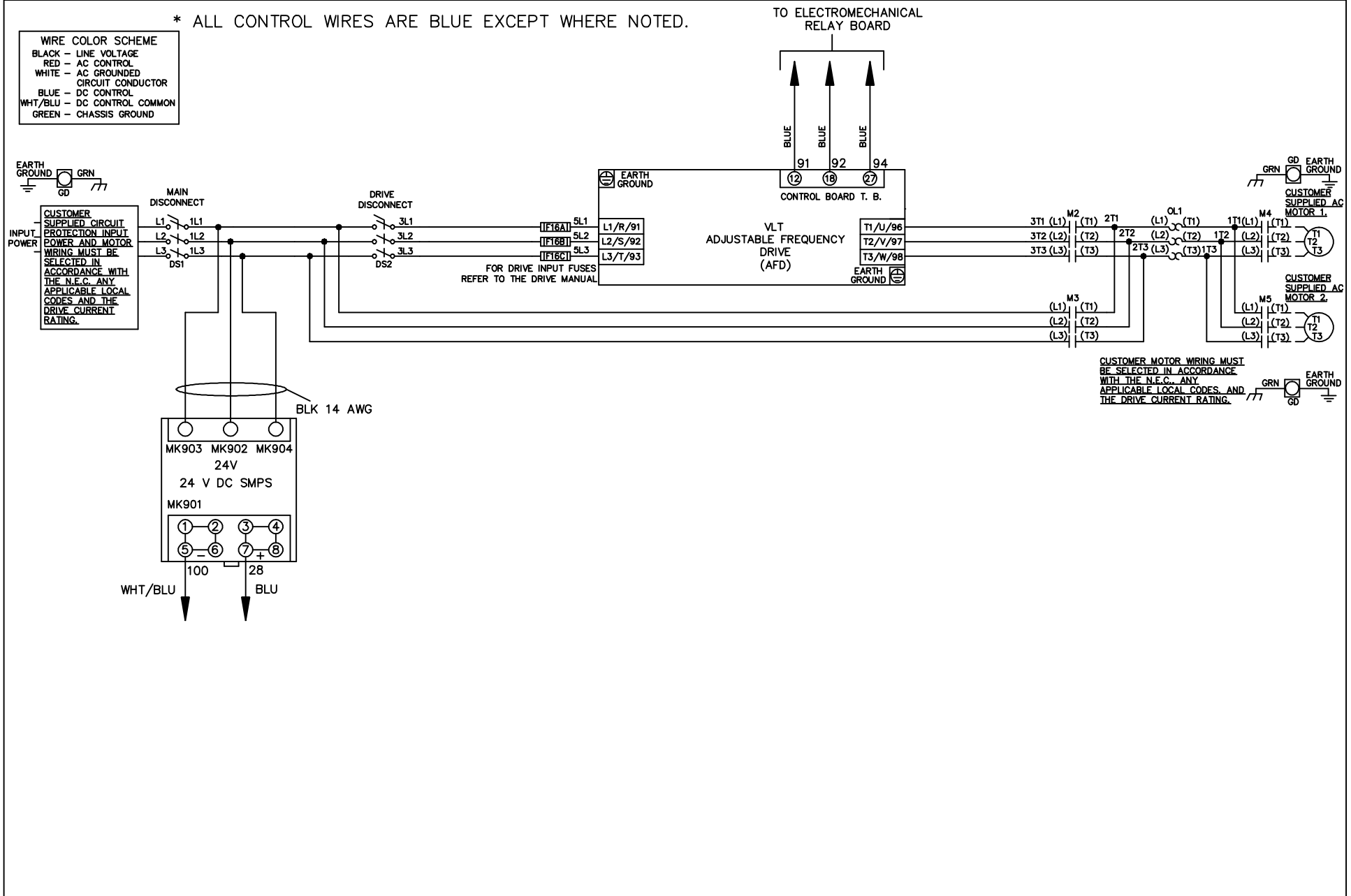


* ALL CONTROL WIRES ARE BLUE EXCEPT WHERE NOTED.

WIRE COLOR SCHEME

- BLACK - LINE VOLTAGE
- RED - AC CONTROL
- WHITE - AC GROUNDED CIRCUIT CONDUCTOR
- BLUE - DC CONTROL
- WHT/BLU - DC CONTROL COMMON
- GREEN - CHASSIS GROUND



			-NOTICE-	DRN JNW	NAME 208-600VOLT, 2C, MAIN&DRIVE DISC		THE TRANE COMPANY A DIVISION OF AMERICAN STANDARD INC.	
			THIS DRAWING IS PROPRIETARY AND SHALL NOT BE COPIED OR ITS CONTENTS DISCLOSED TO OUTSIDE PARTIES WITHOUT THE WRITTEN CONSENT OF THE TRANE COMPANY	2/14/07	,DRIVE FUSE, EMB1, FRAME A2-A3 ,NO REACTOR & DVD, T, CMS			
A	SP08061	10/08		APR	MODEL	PAGE 1 OF 2	SIZE A	DWG NO. 174U4605
REV	ECN	DATE						

REV	ECN	DATE
A	SP08066	10/08

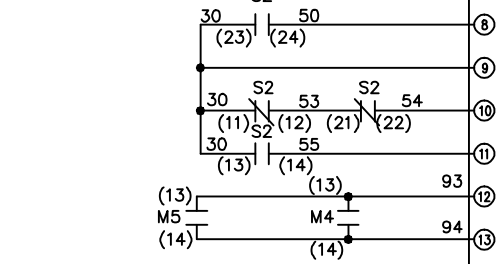
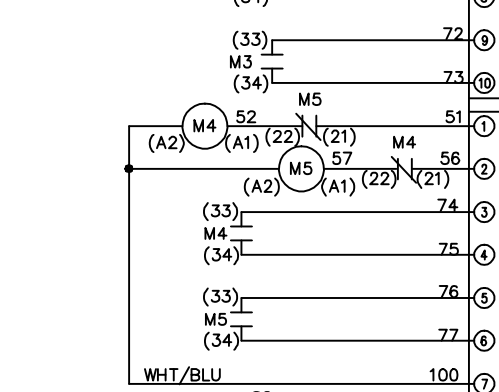
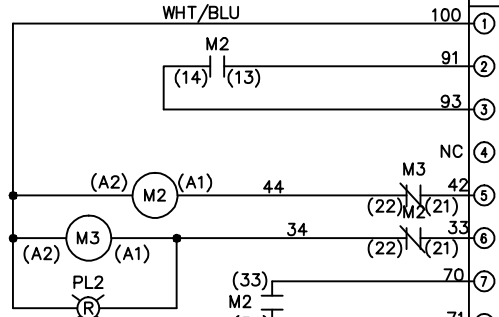
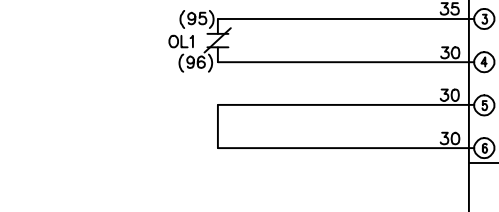
CONTACT POSITION	DRIVE	OFF	BYPASS
13-14			X
23-24	X		

NOTICE -
THIS DRAWING IS PROPRIETARY AND SHALL NOT BE COPIED OR ITS CONTENTS DISCLOSED TO OUTSIDE PARTIES WITHOUT THE WRITTEN CONSENT OF THE TRANE COMPANY

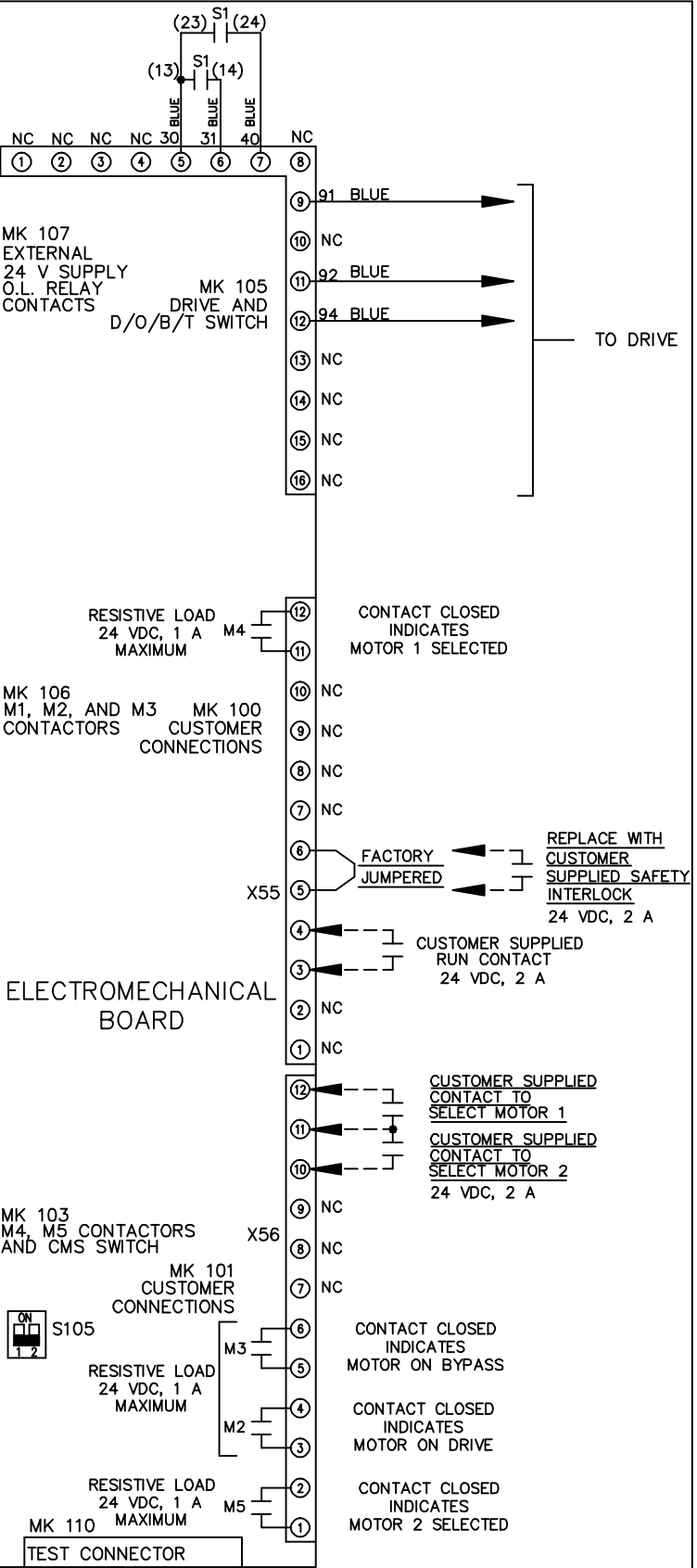
DRN JNW
2/14/07
APR

NAME 208-600VOLT, 2C, MAIN&DRIVE DISC
, DRIVE FUSE, EMB1, FRAME A2-A3
, NO REACTOR & DVDI, CMS

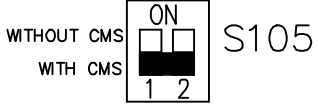
MODEL
PAGE 2 OF 2
SIZE A
DWG NO. 174U4605
THE TRANE COMPANY
A DIVISION OF
AMERICAN STANDARD INC.



CONTACT POSITION	MOTOR 1	AUTO	MOTOR 2
11-12	X	X	
13-14			X
21-22		X	X
23-24	X		



FACTORY SETTING



CUSTOMER CONNECTIONS X55, X56
CLASS 2 POWER SOURCE
REQUIRED FOR FIELD CONNECTION
USE CLASS 1 CONDUCTORS
CONDUCTOR SIZE 28-14 AWG