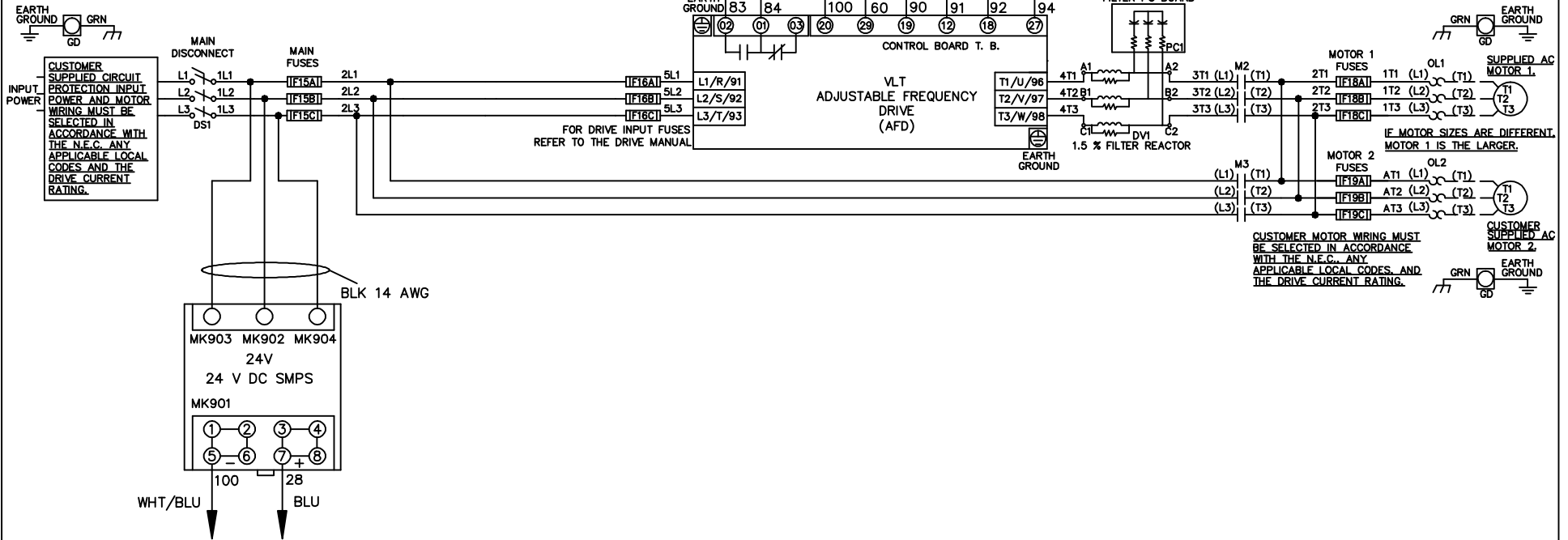


\* ALL CONTROL WIRES ARE BLUE EXCEPT WHERE NOTED. TO ELECTROMECHANICAL RELAY BOARD

WIRE COLOR SCHEME	
BLACK	- LINE VOLTAGE
RED	- AC CONTROL
WHITE	- AC GROUNDED CIRCUIT CONDUCTOR
BLUE	- DC CONTROL
WHT/BLU	- DC CONTROL COMMON
GREEN	- CHASSIS GROUND



-NOTICE-

THIS DRAWING IS PROPRIETARY AND SHALL NOT BE COPIED OR ITS CONTENTS DISCLOSED TO OUTSIDE PARTIES WITHOUT THE WRITTEN CONSENT OF THE TRANE COMPANY

DRN JNW  
2/14/07

APR

NAME 208-600VOLT,2C,MAIN DISC  
,MAIN FUSE,EMB2,FRAME A2-A3  
,DVDT,DUAL MTR

MODEL

PAGE 1 OF 2

SIZE A

DWG NO.

THE TRANE COMPANY  
A DIVISION OF  
AMERICAN STANDARD INC.

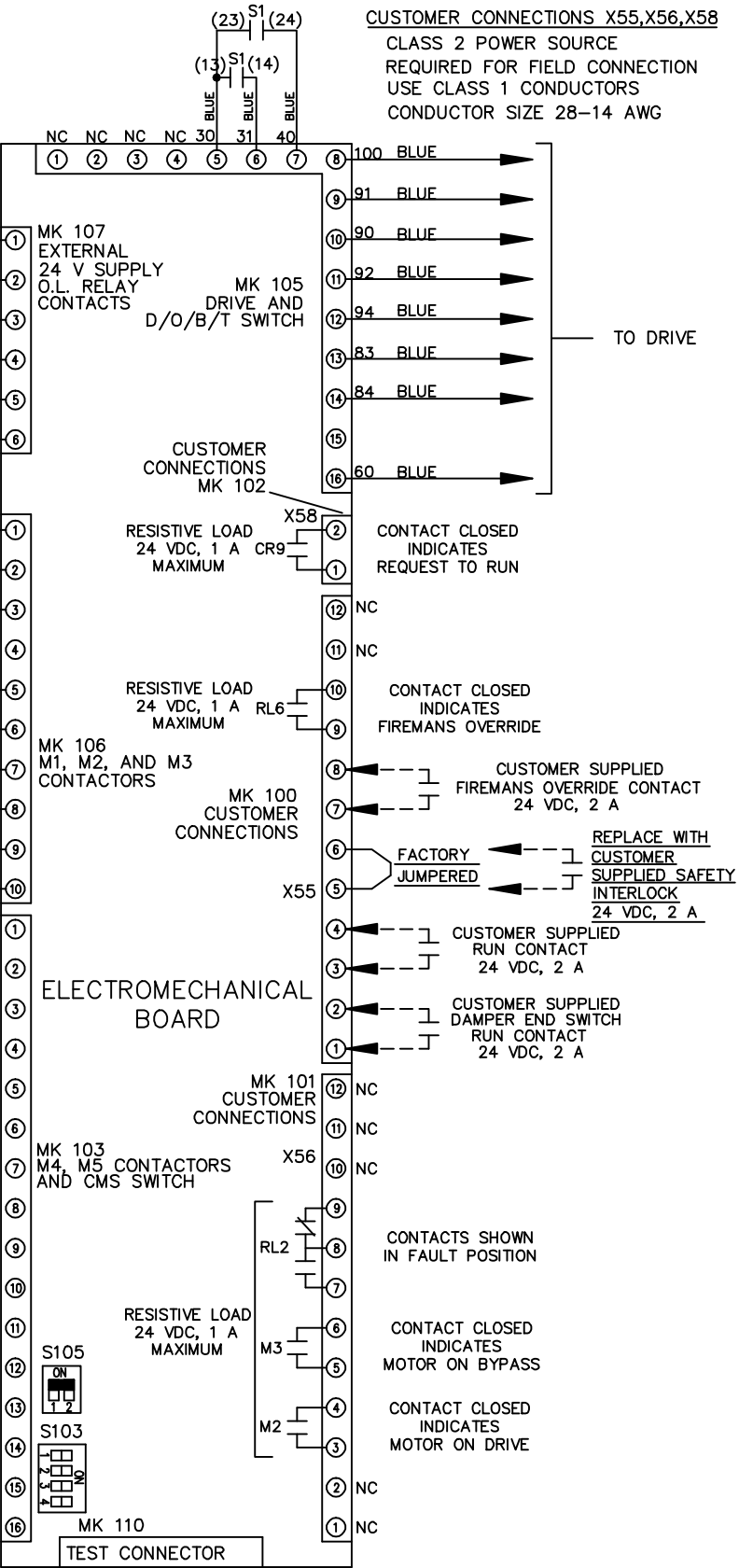
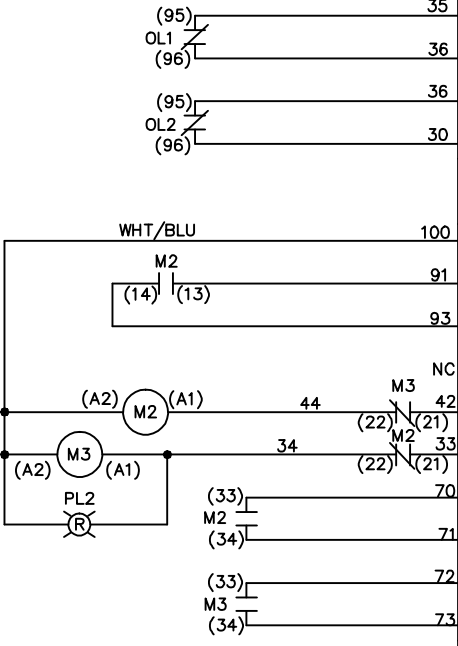
174U4720

A	SP08061	10/08
REV	ECN	DATE

REV	ECN	DATE	DRN	APR	MODEL	PAGE	SIZE	DWG
A	SP08066	10/08	JNW	2/14/07	NAME 208-600VOLT, 2C, MAIN DISC , MAIN FUSE, EMB2, FRAME A2-A3 , DVD1, DUAL MTR	2 OF 2	A	174U4720
<p style="text-align: center;">-NOTICE-</p> <p style="text-align: center;">THIS DRAWING IS PROPRIETARY AND SHALL NOT BE COPIED OR ITS CONTENTS DISCLOSED TO OUTSIDE PARTIES WITHOUT THE WRITTEN CONSENT OF THE TRANE COMPANY</p>								
<p style="text-align: center;">THE TRANE COMPANY A DIVISION OF AMERICAN STANDARD INC.</p>								

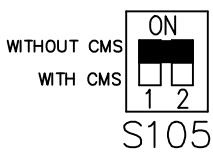
CONTACT SEQUENCE CHART FOR S1  
X INDICATES CONTACT CLOSED

POSITION	CONTACT	DRIVE	OFF	BYPASS
13-14				X
23-24	X			

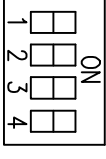


CUSTOMER CONNECTIONS X55, X56, X58  
CLASS 2 POWER SOURCE  
REQUIRED FOR FIELD CONNECTION  
USE CLASS 1 CONDUCTORS  
CONDUCTOR SIZE 28-14 AWG

FACTORY SETTING



S103



CUSTOMER SETTING  
AUTOMATIC BYPASS TIME SELECT

- ONLY # 1 ON 30 SECONDS
- ONLY # 2 ON 60 SEC.
- ONLY # 3 ON 300 SEC
- ALL ON 15 SEC.
- ALL OFF NO AUTO BYPASS (FACTORY DEFAULT)