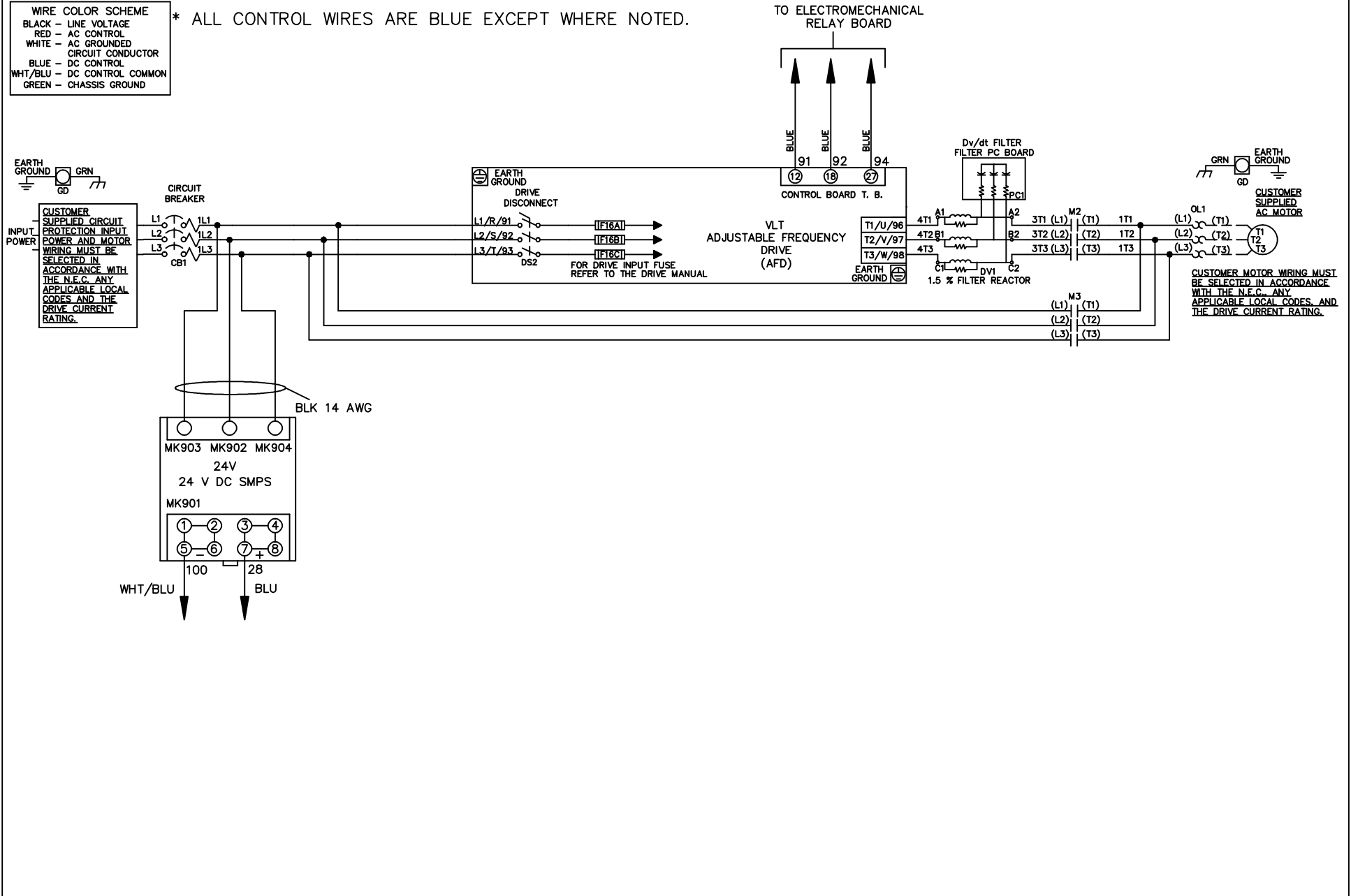


WIRE COLOR SCHEME  
 BLACK - LINE VOLTAGE  
 RED - AC CONTROL  
 WHITE - AC GROUNDED  
 CIRCUIT CONDUCTOR  
 BLUE - DC CONTROL  
 WHT/BLU - DC CONTROL COMMON  
 GREEN - CHASSIS GROUND

\* ALL CONTROL WIRES ARE BLUE EXCEPT WHERE NOTED.

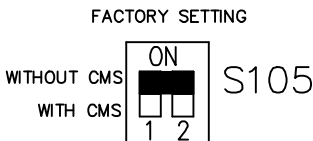
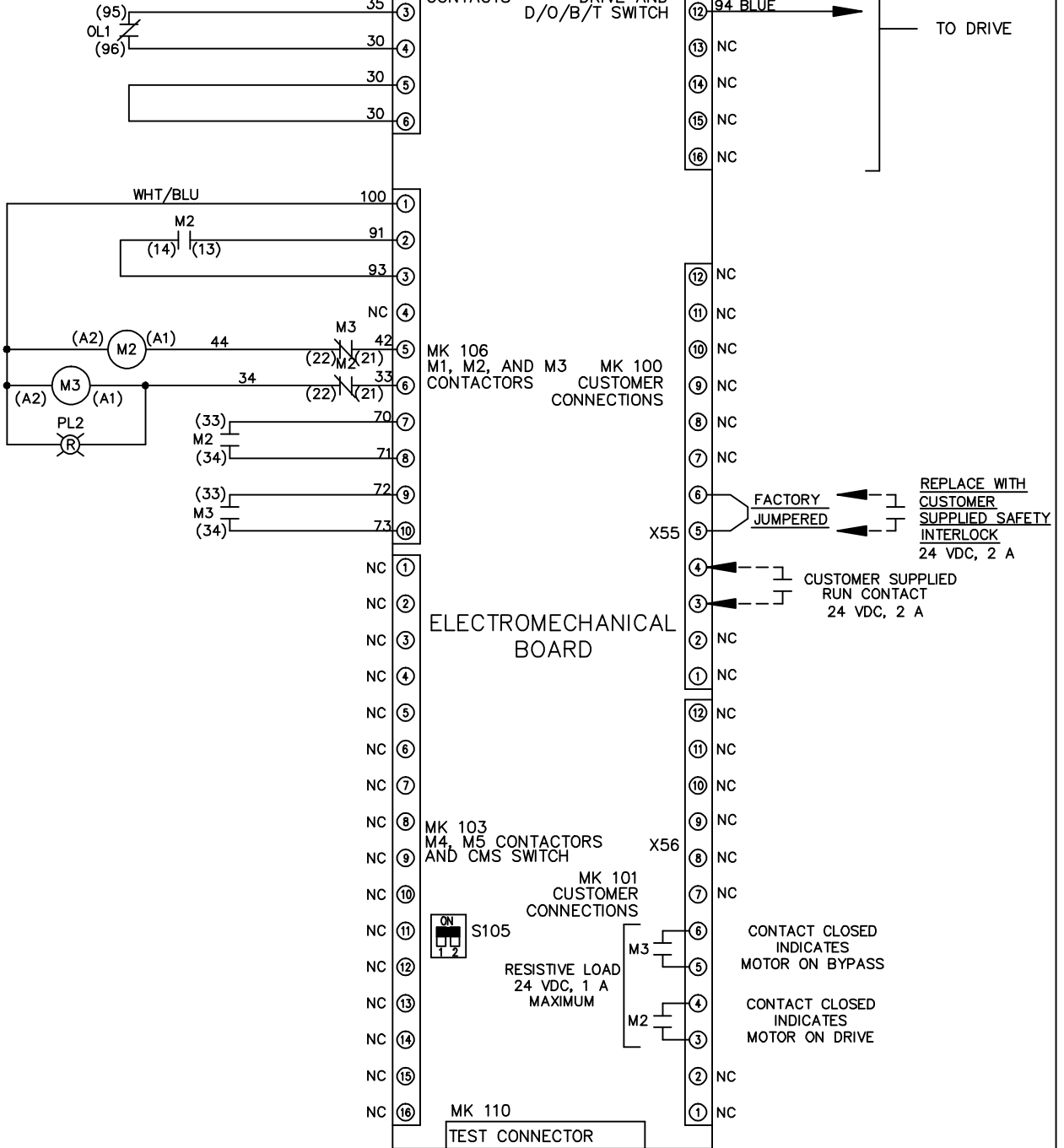


|     |         |       |  |  |                    |       |  |        |  |          |
|-----|---------|-------|--|--|--------------------|-------|--|--------|--|----------|
|     |         |       | -NOTICE-   |  | DRN JNW<br>2/14/07 |       | NAME 208-600VOLT, 2C, CB & DRIVE DISC<br>, DRIVE FUSE, EMB1, FRAME A5-B1<br>, DVDT, SINGLE MTR |        | THE TRANE COMPANY<br>A DIVISION OF<br>AMERICAN STANDARD INC. |          |
| A   | SP08061 | 10/08 | THIS DRAWING IS PROPRIETARY AND SHALL NOT<br>BE COPIED OR ITS CONTENTS DISCLOSED TO<br>OUTSIDE PARTIES WITHOUT THE WRITTEN<br>CONSENT OF THE TRANE COMPANY |  | APR                | MODEL | PAGE 1 OF 2  | SIZE A | DWG NO.  | 174U4869 |
| REV | ECN     | DATE  |  |  |                    |       |  |        |  |          |

|     |         |       |  |  |
|-----|---------|-------|--|--|
| REV | ECN     | DATE  | THIS DRAWING IS PROPRIETARY AND SHALL NOT BE COPIED OR ITS CONTENTS DISCLOSED TO OUTSIDE PARTIES WITHOUT THE WRITTEN CONSENT OF THE TRANE COMPANY<br>-NOTICE-<br>DRN JNW<br>2/14/07<br>APR<br>NAME 208-600VOLT, 2C, CB & DRIVE DISC, DRIVE FUSE, EMB1, FRAME A5-B1, DVD1, SINGLE MTR<br>MODEL<br>PAGE 2 OF 2<br>SIZE A<br>DWG NO. 174U4869<br>THE TRANE COMPANY<br>A DIVISION OF<br>AMERICAN STANDARD INC. |  |
| A   | SP08066 | 10/08 |  |  |

CONTACT SEQUENCE CHART FOR S1  
X INDICATES CONTACT CLOSED

| POSITION | DRIVE | OFF | BYPASS |
|----------|-------|-----|--------|
| 13-14    |       |     | X      |
| 23-24    | X     |     |        |



CUSTOMER CONNECTIONS X55, X56  
 CLASS 2 POWER SOURCE  
 REQUIRED FOR FIELD CONNECTION  
 USE CLASS 1 CONDUCTORS  
 CONDUCTOR SIZE 28-14 AWG