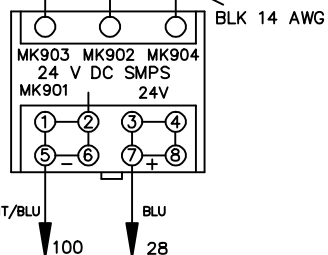
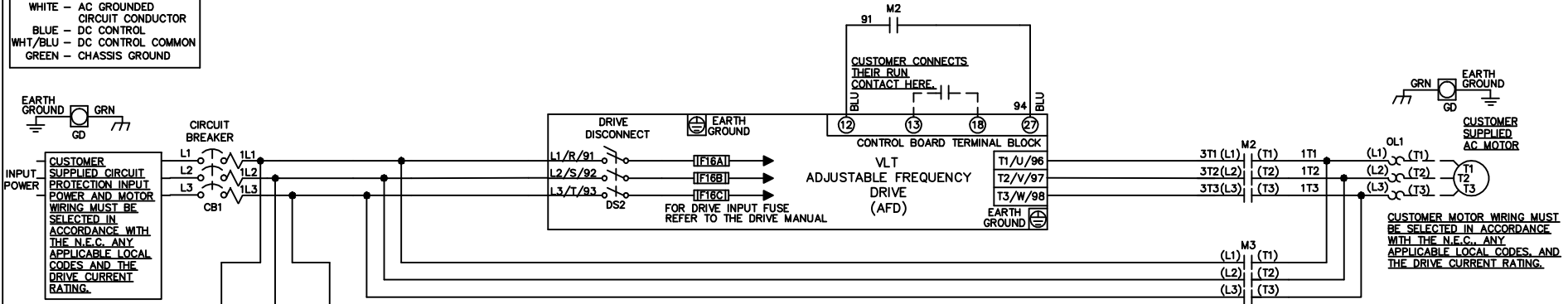


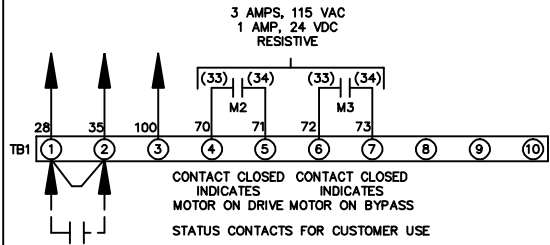
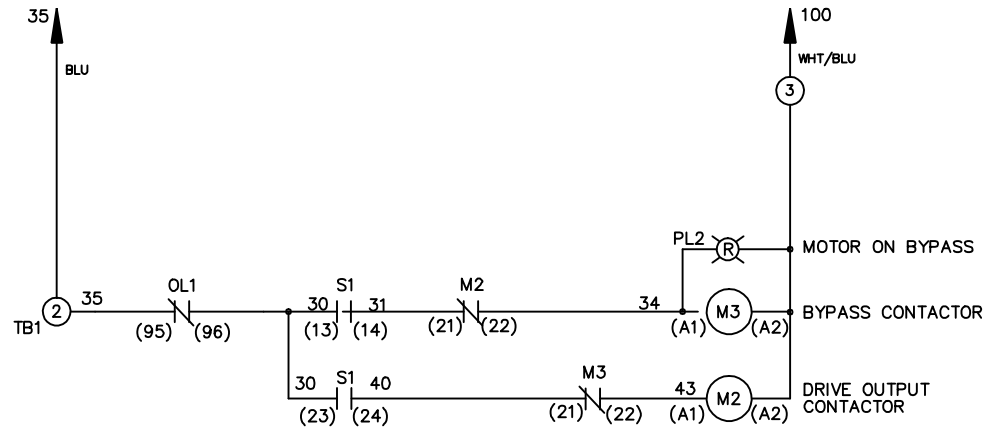
WIRE COLOR SCHEME
 BLACK - LINE VOLTAGE
 RED - AC CONTROL
 WHITE - AC GROUNDED
 CIRCUIT CONDUCTOR
 BLUE - DC CONTROL
 WHT/BLU - DC CONTROL COMMON
 GREEN - CHASSIS GROUND

* ALL CONTROL WIRES ARE BLUE EXCEPT WHERE NOTED.



CONTACT SEQUENCE CHART FOR S1
 X INDICATES CONTACT CLOSED

POSITION	DRIVE	OFF	BYPASS
CONTACT 13-14			X
CONTACT 23-24	X		



CUSTOMER SUPPLIED SAFETY INTERLOCK, FACTORY JUMPERED 24 VDC, 2 A

WARNING DO NOT CONNECT ANY EXTERNAL DEVICES TO 28, 35, AND 100

			-NOTICE-		DRNJNW		NAME208-600VOLT,2C,CB & DRIVE DISC		THE TRANE COMPANY	
			THIS DRAWING IS PROPRIETARY AND SHALL NOT BE COPIED OR ITS CONTENTS DISCLOSED TO OUTSIDE PARTIES WITHOUT THE WRITTEN CONSENT OF THE TRANE COMPANY		2/14/07		,DRIVE FUSE,EMB,FRAME A5-B1 ,NO REACTOR & DVD,T,SINGLE MTR		A DIVISION OF AMERICAN STANDARD INC.	
A	SP08061	10/08			APR	MODEL	PAGE 1 OF 1	SIZE A	DWG NO.	174U4878
REV	ECN	DATE								