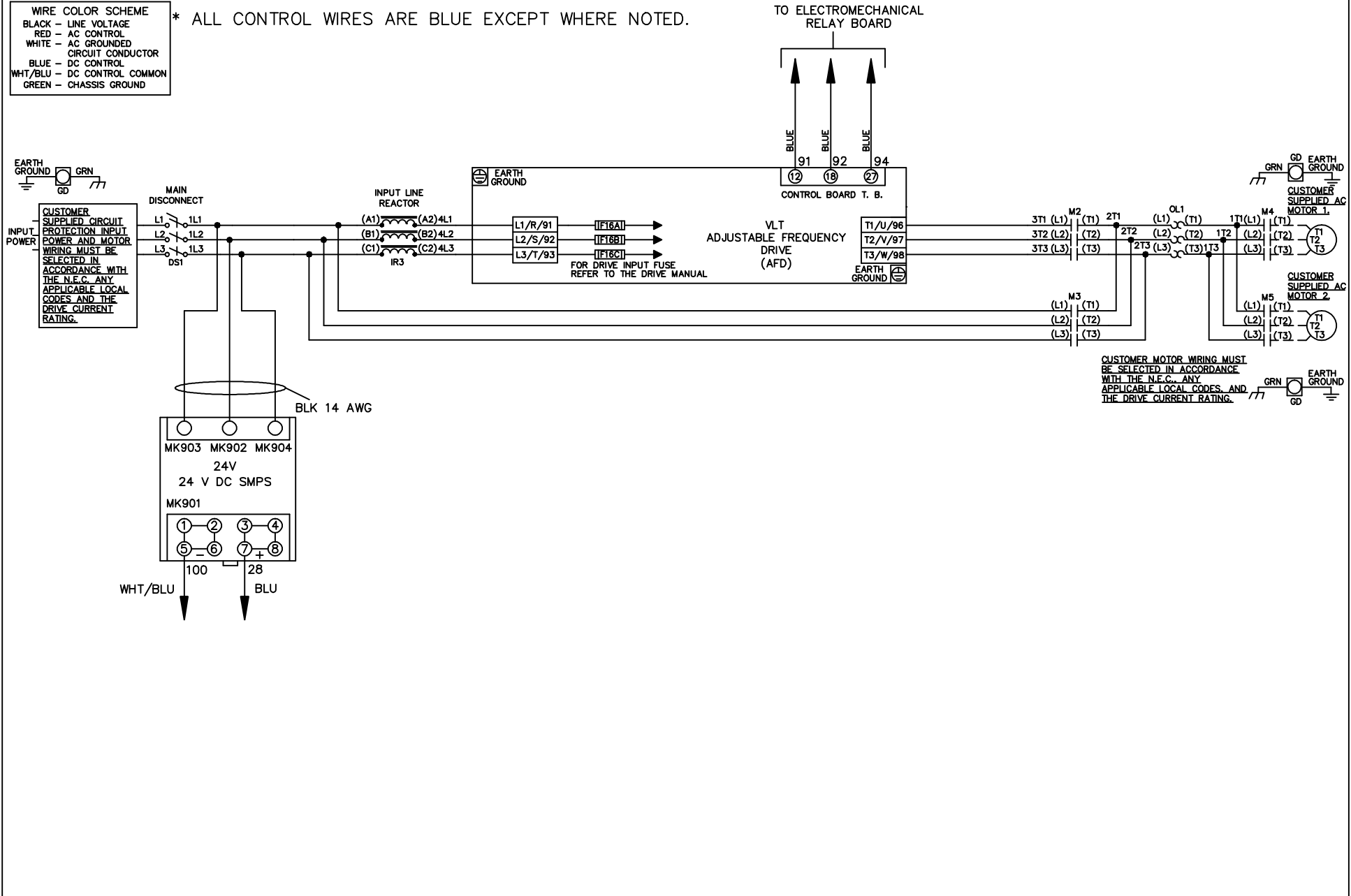


WIRE COLOR SCHEME
 BLACK - LINE VOLTAGE
 RED - AC CONTROL
 WHITE - AC GROUNDED
 CIRCUIT CONDUCTOR
 BLUE - DC CONTROL
 WHT/BLU - DC CONTROL COMMON
 GREEN - CHASSIS GROUND

* ALL CONTROL WIRES ARE BLUE EXCEPT WHERE NOTED.



			-NOTICE-		DRN JNW 2/14/07		NAME 208-600VOLT, 2C, MAIN DISC , DRIVE FUSE, EMB1, FRAME A5-B1 , REACTOR, CMS		THE TRANE COMPANY A DIVISION OF AMERICAN STANDARD INC.	
A	SP08061	10/08	THIS DRAWING IS PROPRIETARY AND SHALL NOT BE COPIED OR ITS CONTENTS DISCLOSED TO OUTSIDE PARTIES WITHOUT THE WRITTEN CONSENT OF THE TRANE COMPANY			APR	MODEL	PAGE 1 OF 2	SIZE A	DWG NO. 174U4881
REV	ECN	DATE								

REV	ECN	DATE
A	SP08066	10/08

THIS DRAWING IS PROPRIETARY AND SHALL NOT BE COPIED OR ITS CONTENTS DISCLOSED TO OUTSIDE PARTIES WITHOUT THE WRITTEN CONSENT OF THE TRANE COMPANY

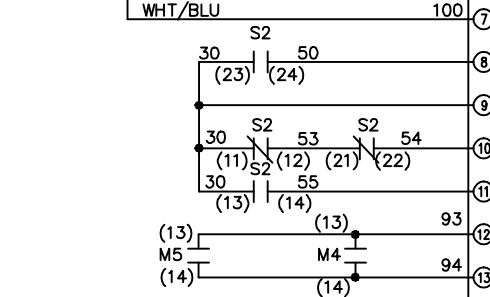
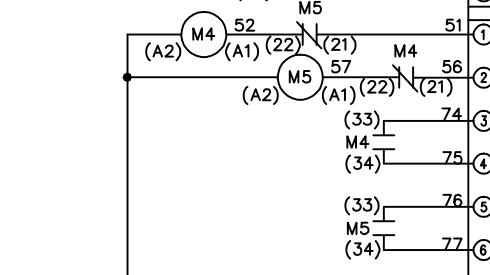
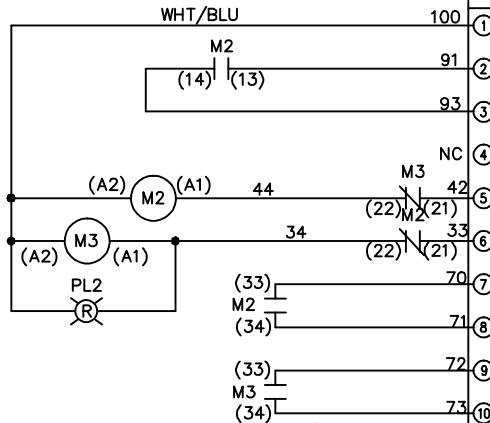
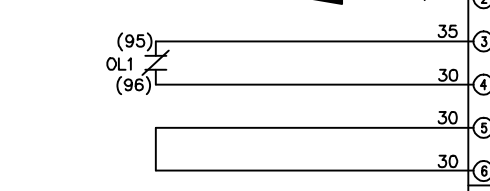
DRN JNW
2/14/07
APR

NAME 208-600VOLT, 2C MAIN DISC
, DRIVE FUSE, EMB1, FRAME A5-B1
, REACTOR, CMS

PAGE 2 OF 2
SIZE A
DWG NO. 174U4881

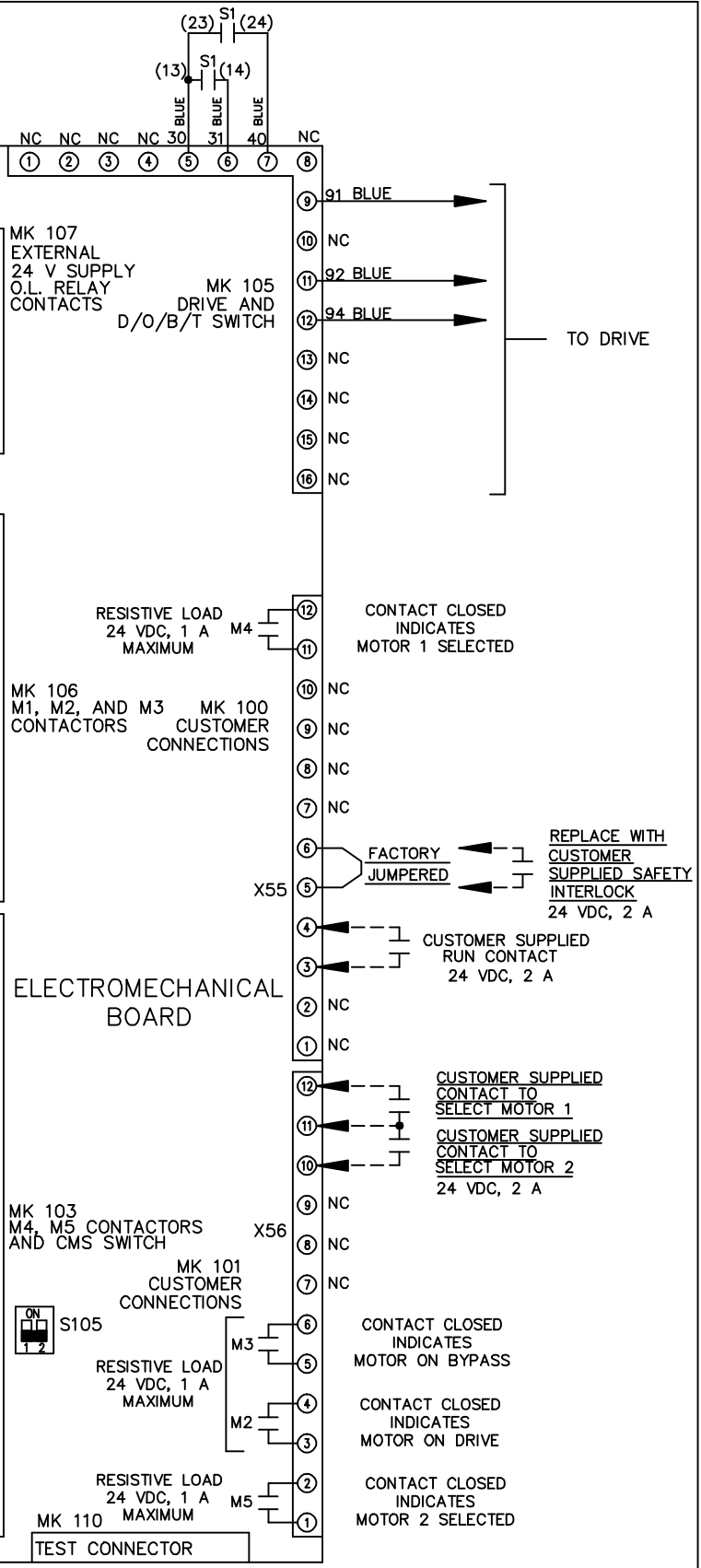
CONTACT SEQUENCE CHART FOR S1
X INDICATES CONTACT CLOSED

CONTRACT POSITION	DRIVE	OFF	BYPASS
13-14	X		
23-24			X



CONTACT SEQUENCE CHART FOR S2
X INDICATES CONTACT CLOSED

CONTRACT POSITION	MOTOR 1	AUTO	MOTOR 2
11-12	X	X	
13-14			X
21-22		X	X
23-24	X		



CUSTOMER CONNECTIONS X55, X56
CLASS 2 POWER SOURCE
REQUIRED FOR FIELD CONNECTION
USE CLASS 1 CONDUCTORS
CONDUCTOR SIZE 28-14 AWG

NOTICE-

THE TRANE COMPANY
A DIVISION OF
AMERICAN STANDARD INC.