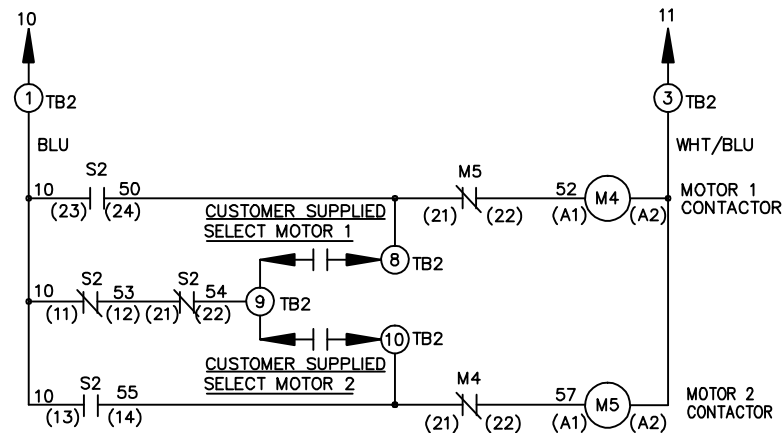
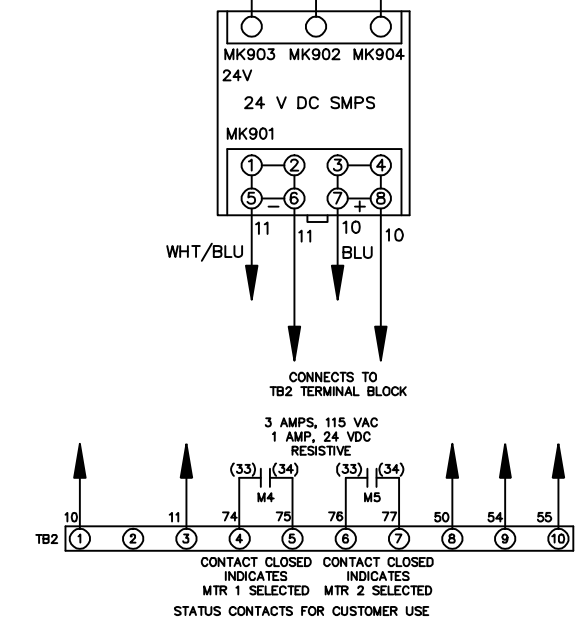
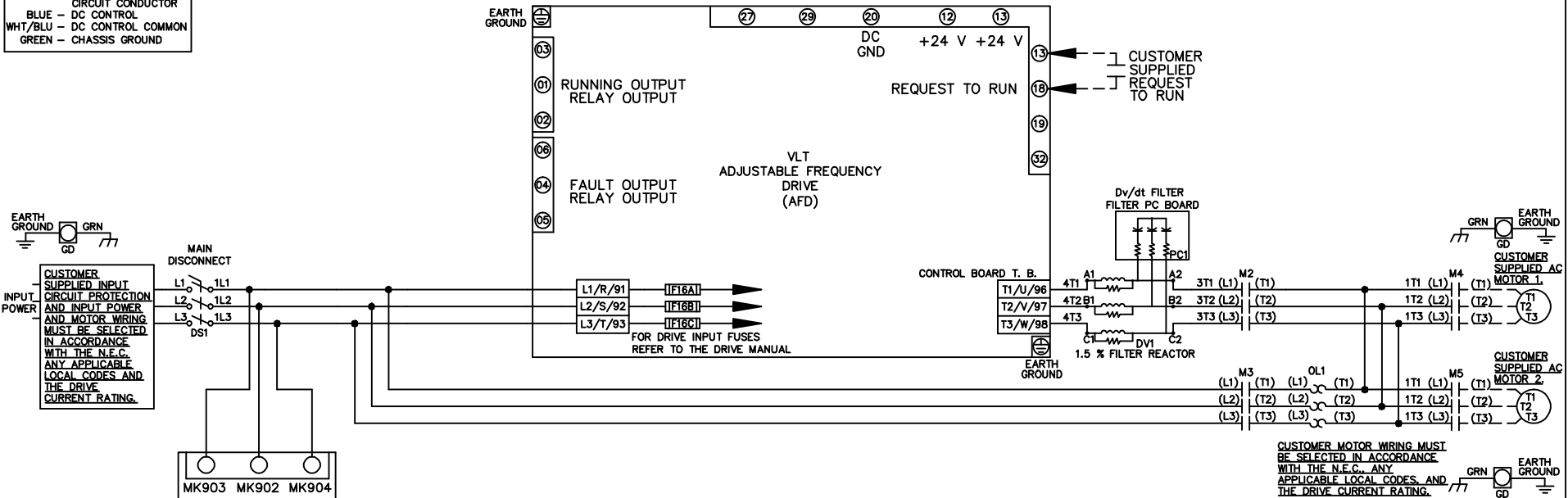


WIRE COLOR SCHEME
 BLACK - LINE VOLTAGE
 RED - AC CONTROL
 WHITE - AC GROUNDED
 CIRCUIT CONDUCTOR
 BLUE - DC CONTROL
 WHT/BLU - DC CONTROL COMMON
 GREEN - CHASSIS GROUND



CUSTOMER MOTOR WIRING MUST BE SELECTED IN ACCORDANCE WITH THE N.E.C., ANY APPLICABLE LOCAL CODES, AND THE DRIVE CURRENT RATING.

CONTACT SEQUENCE CHART FOR S2
 X INDICATES CONTACT CLOSED

CONTACT	POSITION	MOTOR 1	AUTO	MOTOR 2
11-12		X	X	
13-14				X
21-22			X	X
23-24		X		

-NOTICE-

THIS DRAWING IS PROPRIETARY AND SHALL NOT BE COPIED OR ITS CONTENTS DISCLOSED TO OUTSIDE PARTIES WITHOUT THE WRITTEN CONSENT OF THE TRANE COMPANY

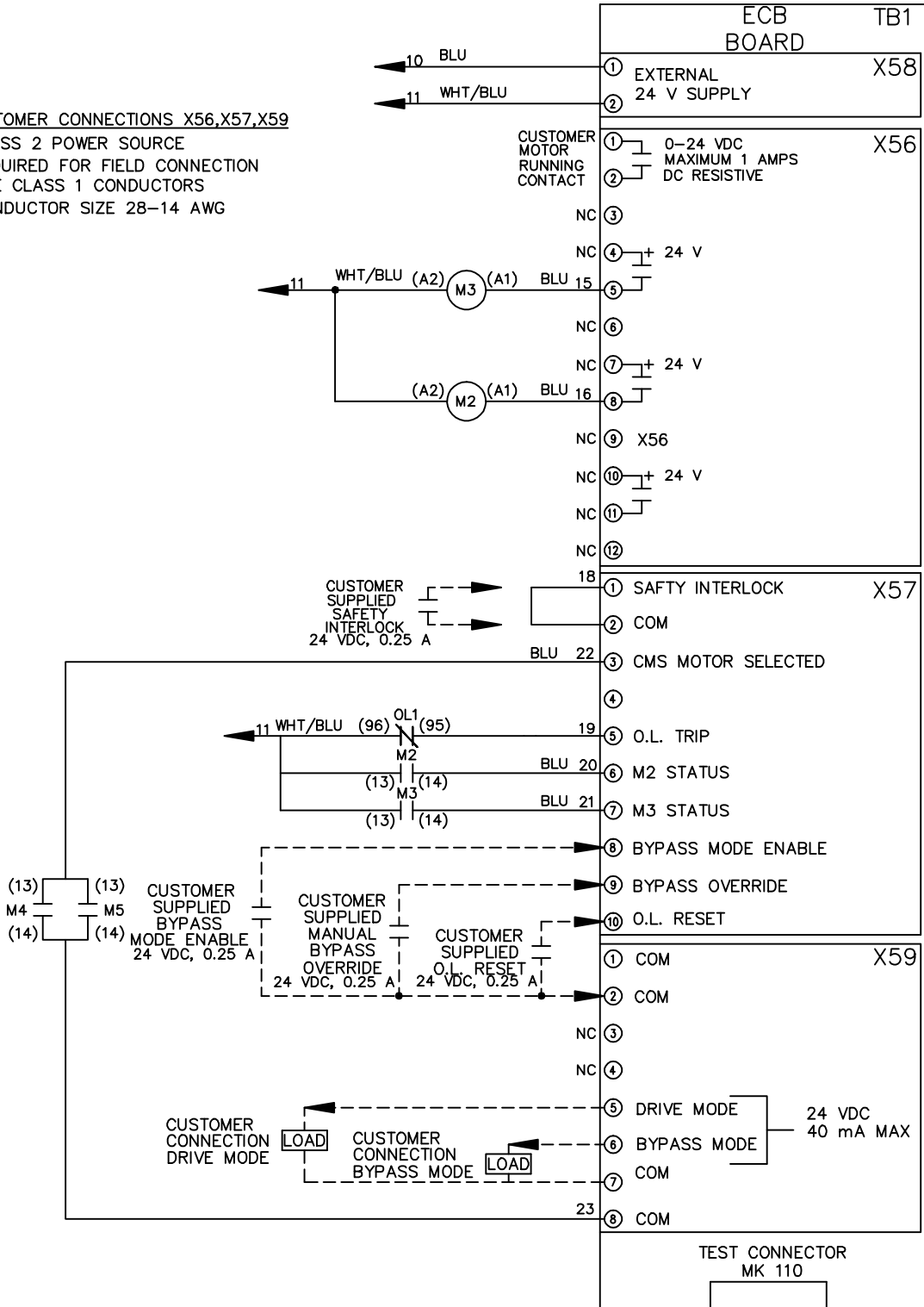
DRN JNW 2/14/07	NAME 208-600VOLT, 2C, MAIN DISC , DRIVE FUSE, ECB, FRAME A5-B1 , DVDT, CMS	THE TRANE COMPANY A DIVISION OF AMERICAN STANDARD INC.	
APR	MODEL	PAGE 1 OF 2	SIZE A
A SP08061 REV ECN	10/08 DATE	DWG NO. 174U4883	

REV	A	ECN	10/08	DATE
	SP08066			

THIS DRAWING IS PROPRIETARY AND SHALL NOT BE COPIED OR ITS CONTENTS DISCLOSED TO OUTSIDE PARTIES WITHOUT THE WRITTEN CONSENT OF THE TRANE COMPANY

-NOTICE-

CUSTOMER CONNECTIONS X56,X57,X59
 CLASS 2 POWER SOURCE
 REQUIRED FOR FIELD CONNECTION
 USE CLASS 1 CONDUCTORS
 CONDUCTOR SIZE 28-14 AWG



DRN JNW
 2/14/07
 APR

NAME 208-600VOLT,2C,MAIN DISC
 ,DRIVE FUSE,ECB,FRAME A5-B1
 ,DVDT,CMS
 MODEL
 PAGE 2 OF 2 SIZE A DWG NO. 174U4883

THE TRANE COMPANY
 A DIVISION OF
 AMERICAN STANDARD INC.