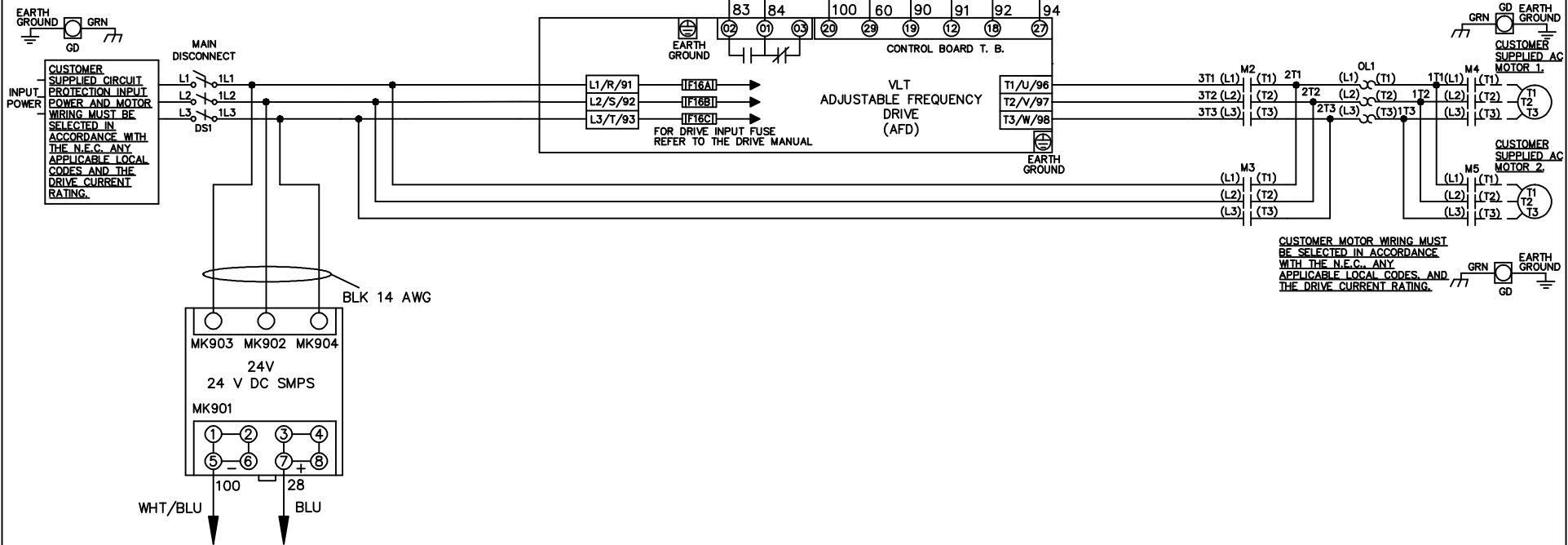


**WIRE COLOR SCHEME**  
 BLACK - LINE VOLTAGE  
 RED - AC CONTROL  
 WHITE - AC GROUNDED  
 WHITE - CIRCUIT CONDUCTOR  
 BLUE - DC CONTROL  
 WHT/BLU - DC CONTROL COMMON  
 GREEN - CHASSIS GROUND

\* ALL CONTROL WIRES ARE BLUE EXCEPT WHERE NOTED. TO ELECTROMECHANICAL RELAY BOARD

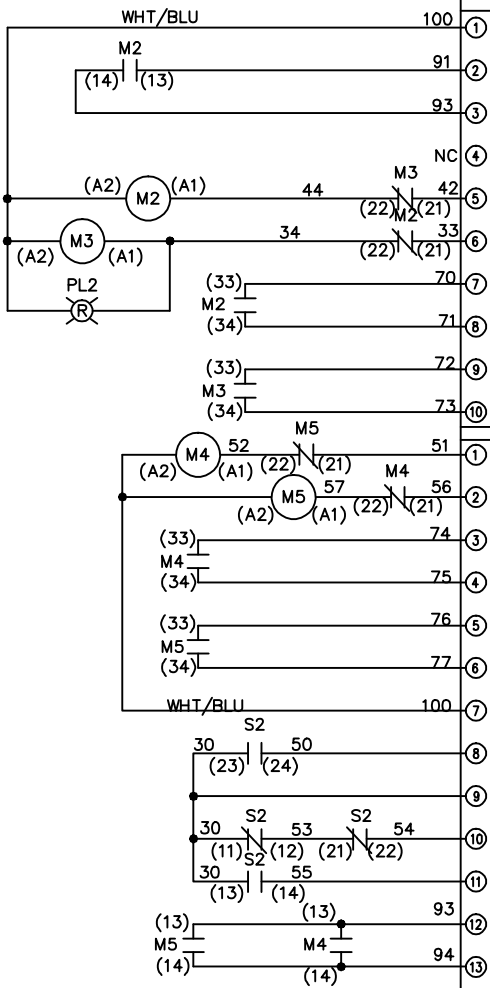


CUSTOMER MOTOR WIRING MUST BE SELECTED IN ACCORDANCE WITH THE N.E.C. ANY APPLICABLE LOCAL CODES, AND THE DRIVE CURRENT RATING.

			-NOTICE-		DRN JNW		NAME 208-600VOLT,2C,MAIN DISC		THE TRANE COMPANY A DIVISION OF AMERICAN STANDARD INC.	
			THIS DRAWING IS PROPRIETARY AND SHALL NOT BE COPIED OR ITS CONTENTS DISCLOSED TO OUTSIDE PARTIES WITHOUT THE WRITTEN CONSENT OF THE TRANE COMPANY		2/14/07		,DRIVE FUSE,EMB2,FRAME A5-B1 ,NO REACTOR & DVDT,CMS			
A	SP08061	10/08			APR	MODEL	PAGE 1 OF 2	SIZE A	DWG NO.	174U4888
REV	ECN	DATE								

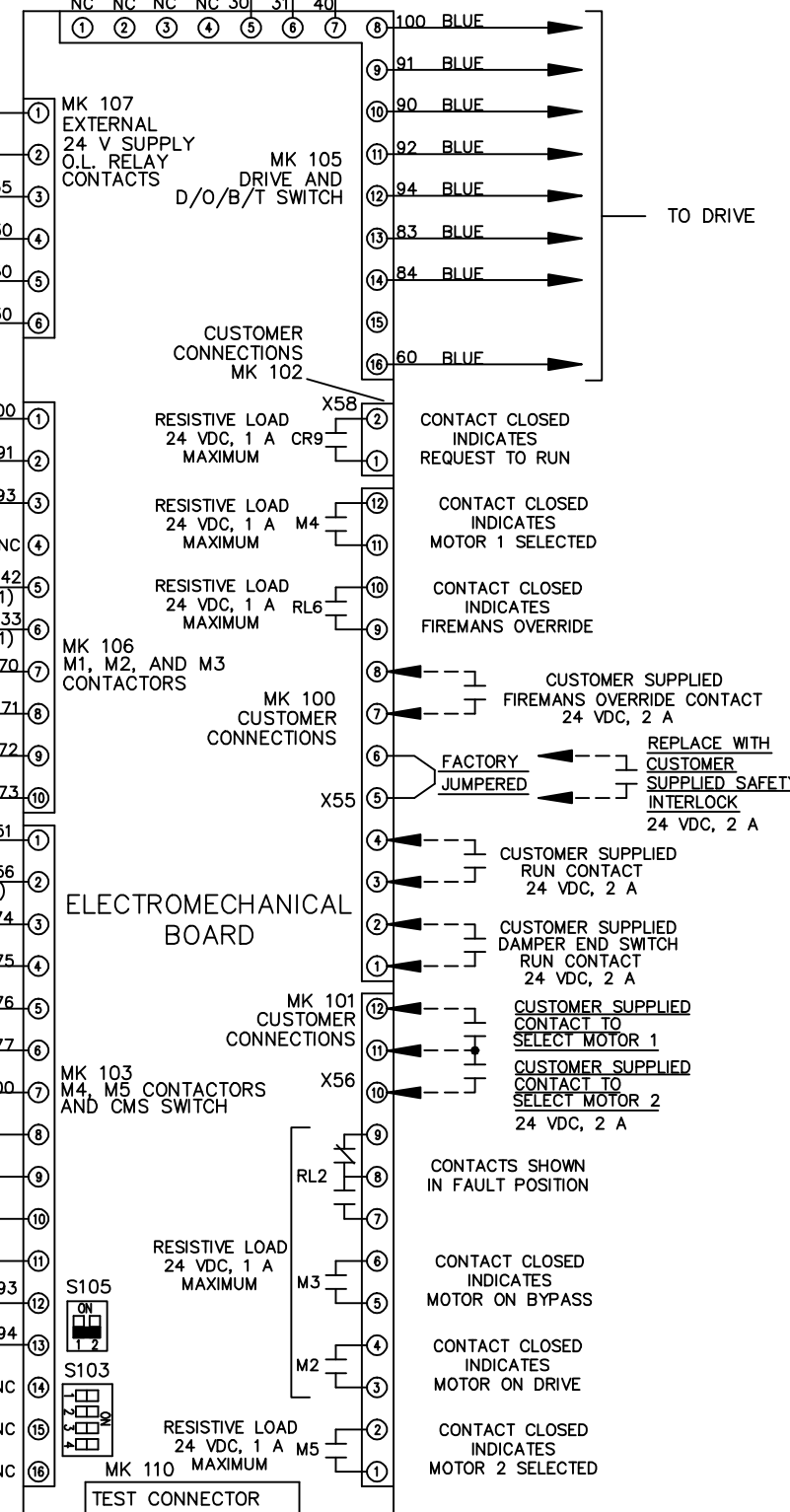
REV	A	ECN	DATE
	SP08066		10/08

CONTACT SEQUENCE CHART FOR S1		POSITION
CONTACT		X INDICATES CONTACT CLOSED
23-24		X
13-14		
	DRIVE	
	OFF	
	BYPASS	X



CONTACT SEQUENCE CHART FOR S2		POSITION
CONTACT		X INDICATES CONTACT CLOSED
23-24		X
21-22		X
13-14		X
11-12		X
	MOTOR 1	
	AUTO	
	MOTOR 2	

CUSTOMER CONNECTIONS X55, X56, X58  
 CLASS 2 POWER SOURCE  
 REQUIRED FOR FIELD CONNECTION  
 USE CLASS 1 CONDUCTORS  
 CONDUCTOR SIZE 28-14 AWG



**FACTORY SETTING**

WITHOUT CMS S105

WITH CMS S105

**S103**

CUSTOMER SETTING  
 AUTOMATIC BYPASS TIME SELECT

ONLY # 1 ON 30 SECONDS

ONLY # 2 ON 60 SEC.

ONLY # 3 ON 300 SEC

ALL ON 15 SEC.

ALL OFF NO AUTO BYPASS (FACTORY DEFAULT)

—NOTICE—  
 THIS DRAWING IS PROPRIETARY AND SHALL NOT  
 BE COPIED OR ITS CONTENTS DISCLOSED TO  
 OUTSIDE PARTIES WITHOUT THE WRITTEN  
 CONSENT OF THE TRANE COMPANY

DRN JNW  
 2/14/07  
 APR

NAME 208-600VOLT, 2C, MAIN DISC  
 , DRIVE FUSE, EMB2, FRAME A5-B1  
 , NO REACTOR & DVDI, CMS

MODEL  
 PAGE 2 OF 2  
 SIZE A  
 DWG NO. 174U4888

THE TRANE COMPANY  
 A DIVISION OF  
 AMERICAN STANDARD INC.