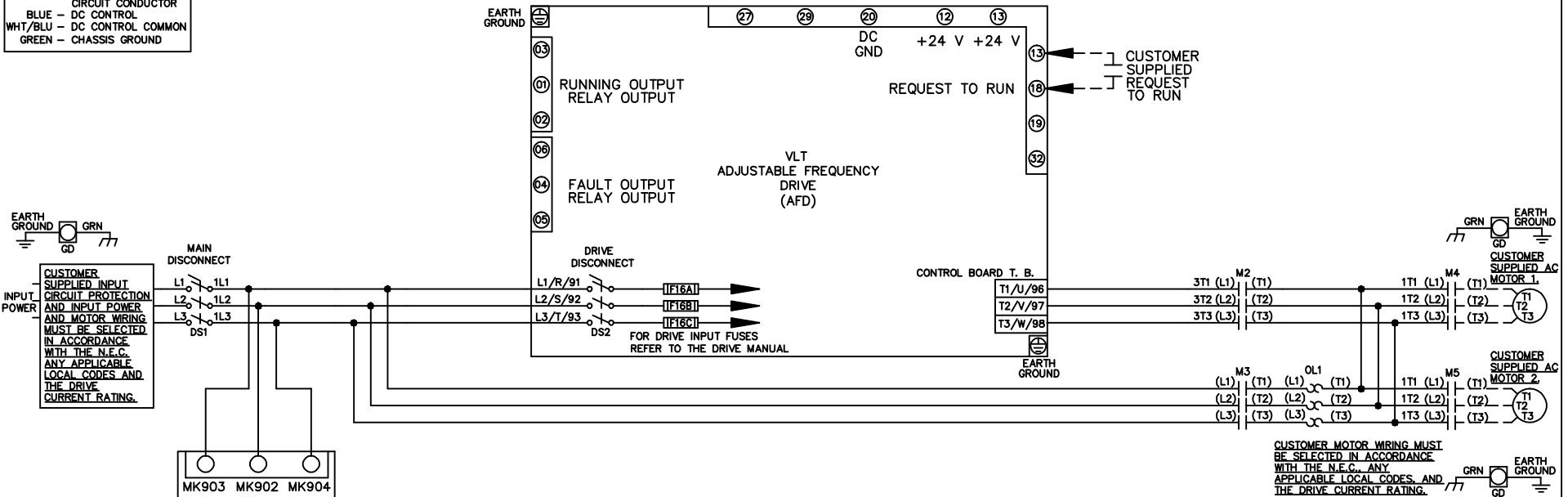
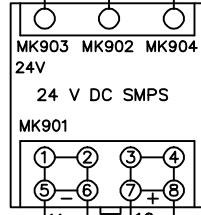


WIRE COLOR SCHEME
 BLACK - LINE VOLTAGE
 RED - AC CONTROL
 WHITE - AC GROUNDED
 CIRCUIT CONDUCTOR
 BLUE - DC CONTROL
 WHT/BLU - DC CONTROL COMMON
 GREEN - CHASSIS GROUND

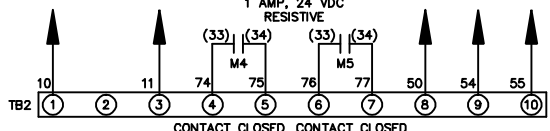


CUSTOMER SUPPLIED INPUT CIRCUIT PROTECTION AND INPUT POWER AND MOTOR WIRING MUST BE SELECTED IN ACCORDANCE WITH THE N.E.C. ANY APPLICABLE LOCAL CODES AND THE DRIVE CURRENT RATING.

CUSTOMER MOTOR WIRING MUST BE SELECTED IN ACCORDANCE WITH THE N.E.C. ANY APPLICABLE LOCAL CODES AND THE DRIVE CURRENT RATING.

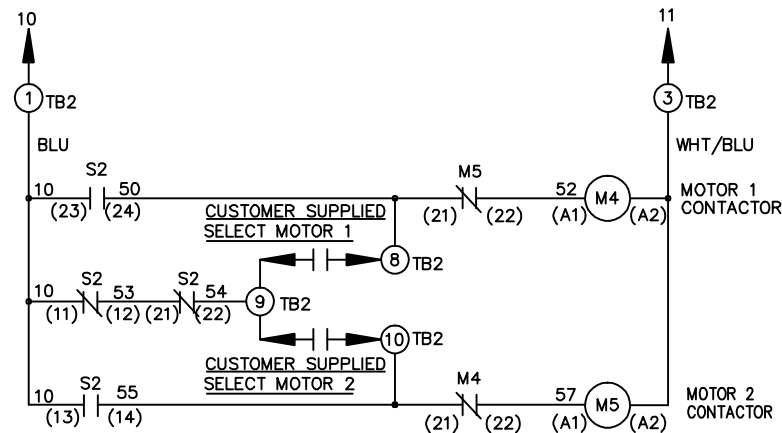


CONNECTS TO TB2 TERMINAL BLOCK



3 AMPS, 115 VAC
 1 AMP, 24 VDC
 RESISTIVE

CONTACT CLOSED CONTACT CLOSED INDICATES
 MTR 1 SELECTED MTR 2 SELECTED
 STATUS CONTACTS FOR CUSTOMER USE



CONTACT SEQUENCE CHART FOR S2
 X INDICATES CONTACT CLOSED

CONTACT	MOTOR 1	AUTO	MOTOR 2
11-12	X	X	
13-14			X
21-22		X	X
23-24	X		

-NOTICE-

THIS DRAWING IS PROPRIETARY AND SHALL NOT BE COPIED OR ITS CONTENTS DISCLOSED TO OUTSIDE PARTIES WITHOUT THE WRITTEN CONSENT OF THE TRANE COMPANY

DRN JNW
 2/14/07

NAME 208-600VOLT, 2C, MAIN&DRIVE DISC
 ,DRIVE FUSE, ECB, FRAME A5-B1
 ,NO REACTOR & DVDT, CMS

THE TRANE COMPANY
 A DIVISION OF
 AMERICAN STANDARD INC.

REV	SP08061	10/08
ECN		DATE

APR

MODEL

PAGE 1 OF 2

SIZE A

DWG NO.

174U4915

REV	A	ECN	SP08066	DATE	10/08
-----	---	-----	---------	------	-------

THIS DRAWING IS PROPRIETARY AND SHALL NOT BE COPIED OR ITS CONTENTS DISCLOSED TO OUTSIDE PARTIES WITHOUT THE WRITTEN CONSENT OF THE TRANE COMPANY

-NOTICE-

DRN JNW
 2/14/07
 APR

NAME 208-600VOLT,2C,MAIN&DRIVE DISC
 DRIVE FUSE,ECB,FRAME A5-B1
 ,NO REACTOR & DVDI,CMS
 MODEL
 PAGE 2 OF 2
 SIZE A
 DWG NO. 174U4915

THE TRANE COMPANY
 A DIVISION OF
 AMERICAN STANDARD INC.

CUSTOMER CONNECTIONS X56,X57,X59

CLASS 2 POWER SOURCE
 REQUIRED FOR FIELD CONNECTION
 USE CLASS 1 CONDUCTORS
 CONDUCTOR SIZE 28-14 AWG

