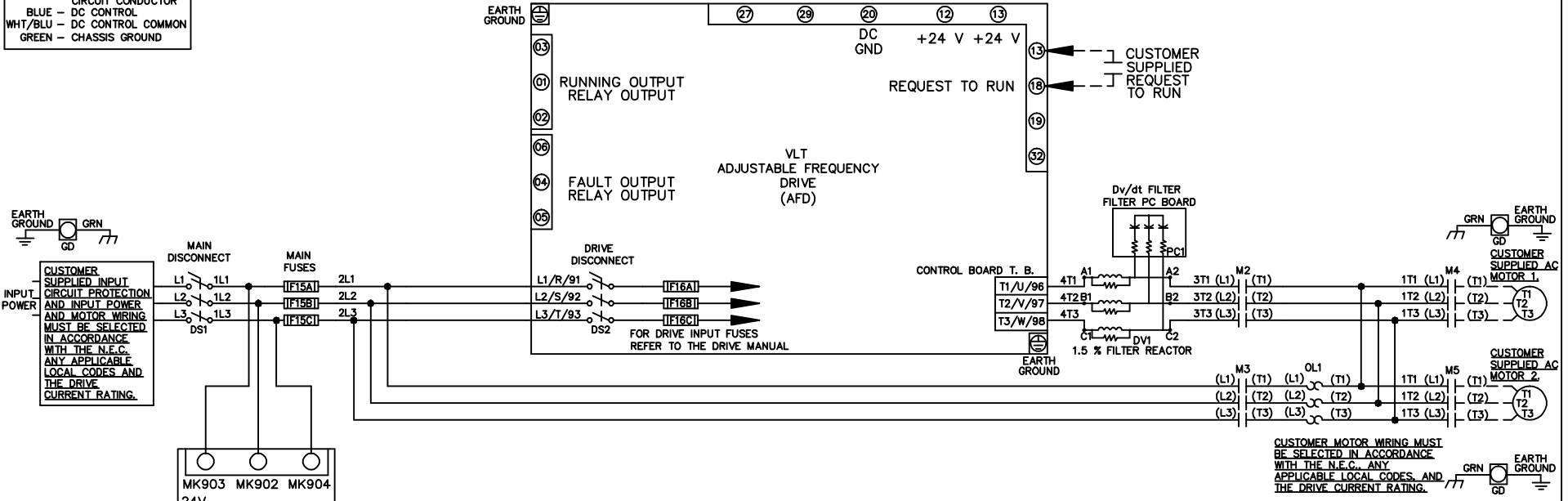
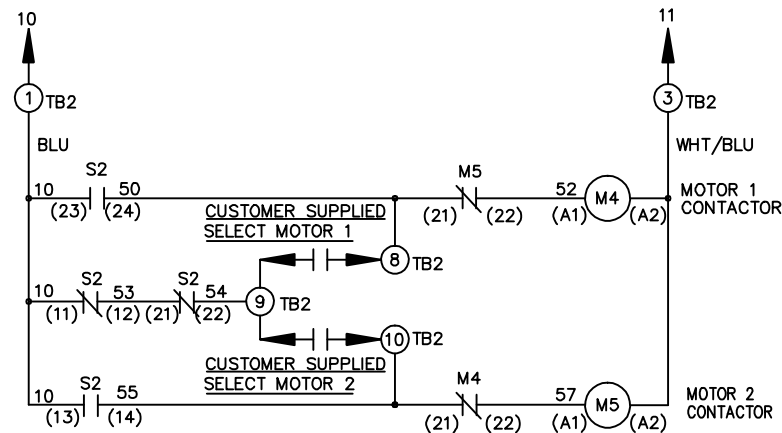
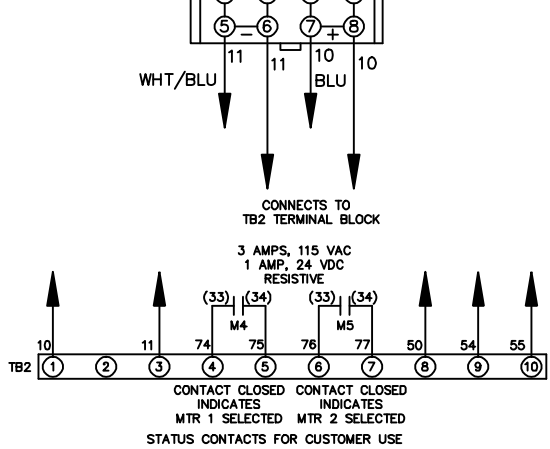


**WIRE COLOR SCHEME**  
 BLACK - LINE VOLTAGE  
 RED - AC CONTROL  
 WHITE - AC GROUNDED  
 CIRCUIT CONDUCTOR  
 BLUE - DC CONTROL  
 WHT/BLU - DC CONTROL COMMON  
 GREEN - CHASSIS GROUND



CUSTOMER MOTOR WIRING MUST BE SELECTED IN ACCORDANCE WITH THE N.E.C. ANY APPLICABLE LOCAL CODES AND THE DRIVE CURRENT RATING.



**CONTACT SEQUENCE CHART FOR S2  
 X INDICATES CONTACT CLOSED**

CONTACT	MOTOR 1	AUTO	MOTOR 2
11-12	X	X	
13-14			X
21-22		X	X
23-24	X		

-NOTICE-

THIS DRAWING IS PROPRIETARY AND SHALL NOT BE COPIED OR ITS CONTENTS DISCLOSED TO OUTSIDE PARTIES WITHOUT THE WRITTEN CONSENT OF THE TRANE COMPANY

DRN JNW  
 2/14/07

NAME 208-600VOLT, 2C, MAIN&DRIVE DISC  
 ,MAIN FUSE, ECB, FRAME A5-B1  
 ,DVDT, CMS

**THE TRANE COMPANY**  
 A DIVISION OF  
 AMERICAN STANDARD INC.

A	SP08061	10/08
REV	ECN	DATE

REV	A	ECN	SP08066	DATE	10/08
-----	---	-----	---------	------	-------

THIS DRAWING IS PROPRIETARY AND SHALL NOT BE COPIED OR ITS CONTENTS DISCLOSED TO OUTSIDE PARTIES WITHOUT THE WRITTEN CONSENT OF THE TRANE COMPANY

-NOTICE-

**CUSTOMER CONNECTIONS X56,X57,X59**  
 CLASS 2 POWER SOURCE  
 REQUIRED FOR FIELD CONNECTION  
 USE CLASS 1 CONDUCTORS  
 CONDUCTOR SIZE 28-14 AWG

DRN	JNW
DATE	2/14/07
APR	

MODEL	NAME
	208-600VOLT,2C,MAIN&DRIVE DISC
	,MAIN FUSE,ECB,FRAME A5-B1
	,DVDT,CMS

PAGE	2 OF 2
SIZE	A
DWG NO.	174U5059

THE TRANE COMPANY  
 A DIVISION OF  
 AMERICAN STANDARD INC.

