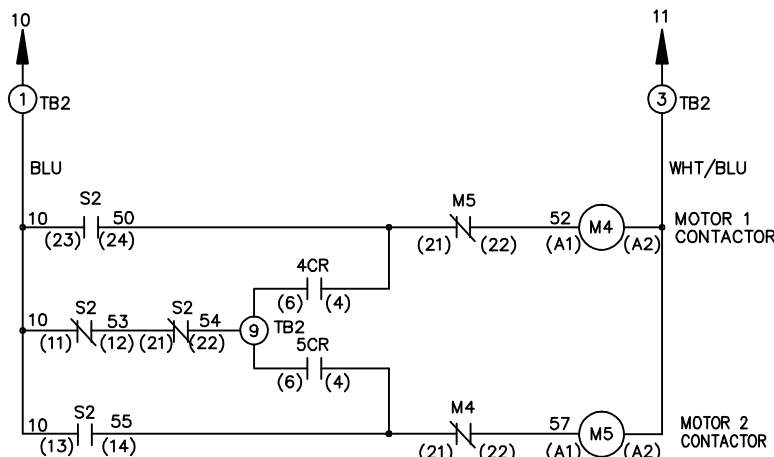
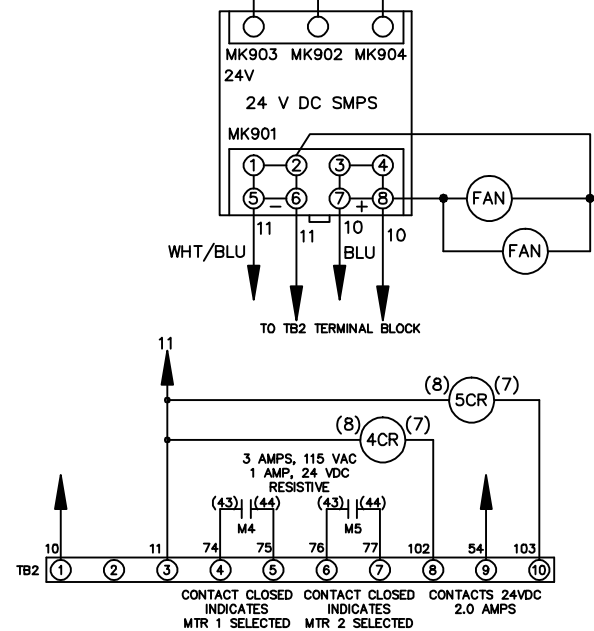
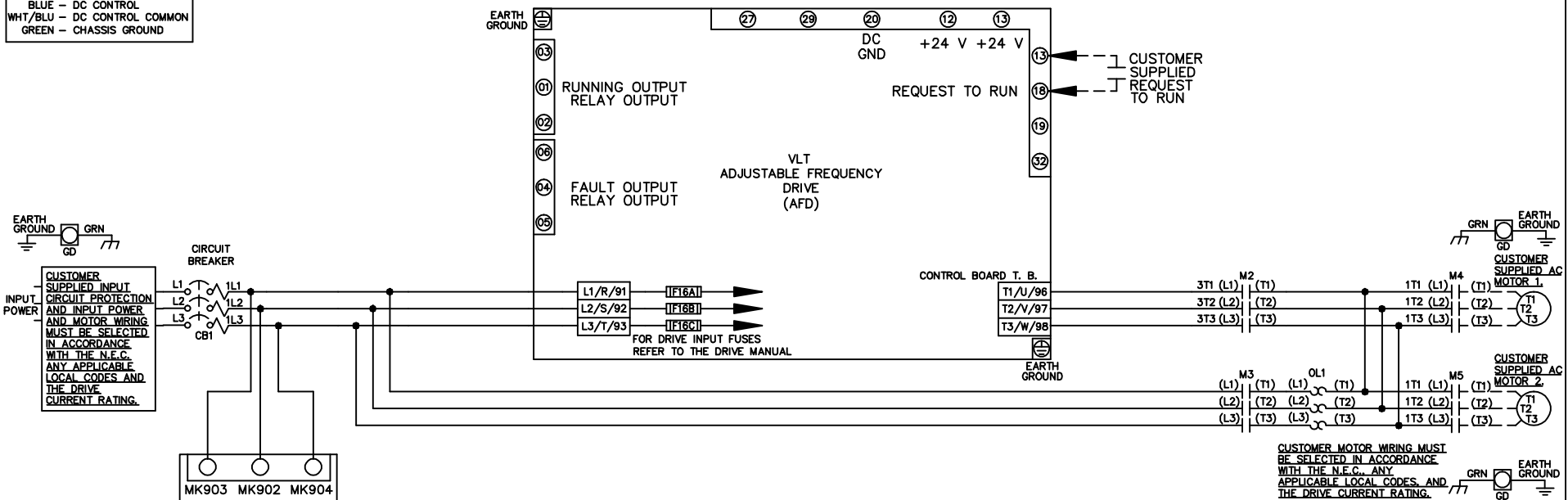


WIRE COLOR SCHEME
 BLACK - LINE VOLTAGE
 RED - AC CONTROL
 WHITE - AC GROUNDED
 CIRCUIT CONDUCTOR
 BLUE - DC CONTROL
 WHT/BLU - DC CONTROL COMMON
 GREEN - CHASSIS GROUND



CONTACT	MOTOR 1	AUTO	MOTOR 2
11-12	X	X	
13-14			X
21-22		X	X
23-24	X		

-NOTICE-

THIS DRAWING IS PROPRIETARY AND SHALL NOT BE COPIED OR ITS CONTENTS DISCLOSED TO OUTSIDE PARTIES WITHOUT THE WRITTEN CONSENT OF THE TRANE COMPANY

DRN JNW
2/14/07

NAME 208-600VOLT, 2C, CB
 ,DRIVE FUSE, ECB, FRAME C1N12
 ,NO REACTOR & DVDT, CMS

THE TRANE COMPANY
 A DIVISION OF
 AMERICAN STANDARD INC.

REV A SP08061 10/08
 ECN DATE

APR

MODEL

PAGE 1 OF 2

SIZE A

DWG NO.

174U5103

REV	A	ECN	SP08066	DATE	10/08
-----	---	-----	---------	------	-------

-NOTICE-
 THIS DRAWING IS PROPRIETARY AND SHALL NOT BE COPIED OR ITS CONTENTS DISCLOSED TO OUTSIDE PARTIES WITHOUT THE WRITTEN CONSENT OF THE TRANE COMPANY

DRN JNW
 2/14/07
 APR

NAME 208-600VOLT,2C,CB
 DRIVE FUSE,ECB,FRAME C1N12
 ,NO REACTOR & DVDI,CMS
 MODEL

PAGE 2 OF 2

SIZE A

DWG NO.

174U5103

THE TRANE COMPANY
 A DIVISION OF
 AMERICAN STANDARD INC.

CUSTOMER CONNECTIONS X56,X57,X59

CLASS 2 POWER SOURCE
 REQUIRED FOR FIELD CONNECTION
 USE CLASS 1 CONDUCTORS
 CONDUCTOR SIZE 28-14 AWG

