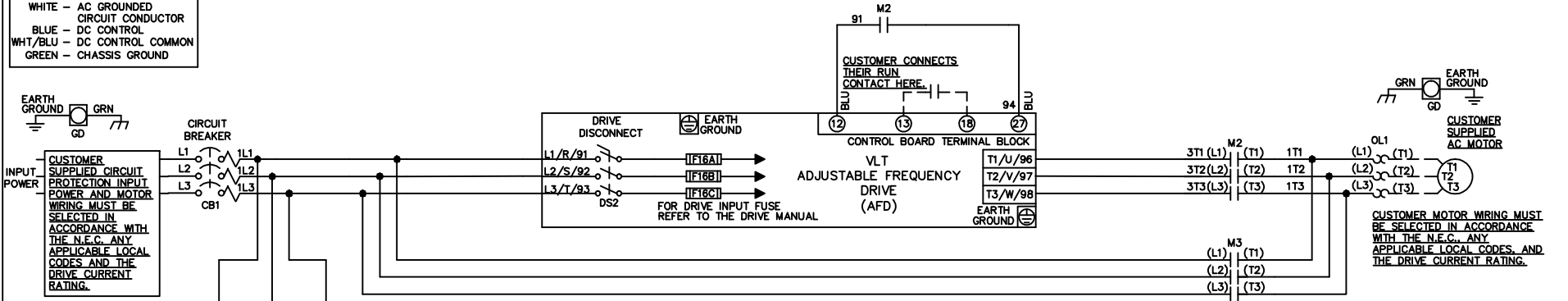


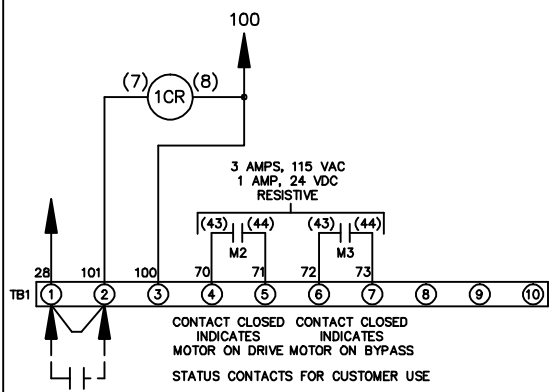
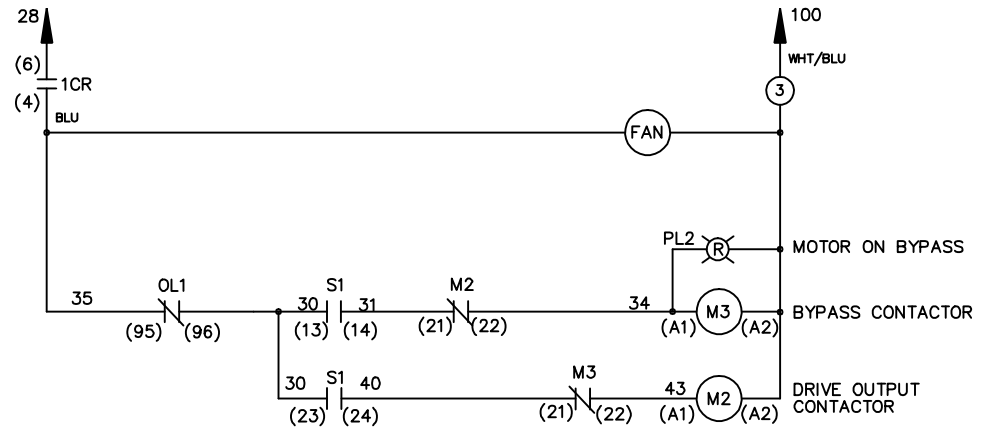
WIRE COLOR SCHEME
 BLACK - LINE VOLTAGE
 RED - AC CONTROL
 WHITE - AC GROUNDED
 CIRCUIT CONDUCTOR
 BLUE - DC CONTROL
 WHT/BLU - DC CONTROL COMMON
 GREEN - CHASSIS GROUND

* ALL CONTROL WIRES ARE BLUE EXCEPT WHERE NOTED.



CONTACT SEQUENCE CHART FOR S1
 X INDICATES CONTACT CLOSED

| POSITION | DRIVE | OFF | BYPASS |
|---------------|-------|-----|--------|
| CONTACT 13-14 | | | X |
| CONTACT 23-24 | X | | |



CUSTOMER SUPPLIED SAFETY INTERLOCK, FACTORY JUMPERED 24 VDC, 2 A

WARNING DO NOT CONNECT ANY EXTERNAL DEVICES TO 28, 101, AND 100

| | | | | | | | | | | |
|-----|---------|-------|---|--|-------------------|-----|--|-------------|--|------------------|
| | | | -NOTICE- | | DRNJNW 2/14/07 | | NAME208-600VOLT,2C,CB & DRIVE DISC ,DRIVE FUSE,EMB,FRAME C1N12 ,NO REACTOR & DVDT,SINGLE MTR | | THE TRANE COMPANY A DIVISION OF AMERICAN STANDARD INC. | |
| A | SP08061 | 10/08 | THIS DRAWING IS PROPRIETARY AND SHALL NOT BE COPIED OR ITS CONTENTS DISCLOSED TO OUTSIDE PARTIES WITHOUT THE WRITTEN CONSENT OF THE TRANE COMPANY | | | APR | MODEL | PAGE 1 OF 1 | SIZE A | DWG NO. 174U5190 |
| REV | ECN | DATE | | | | | | | | |