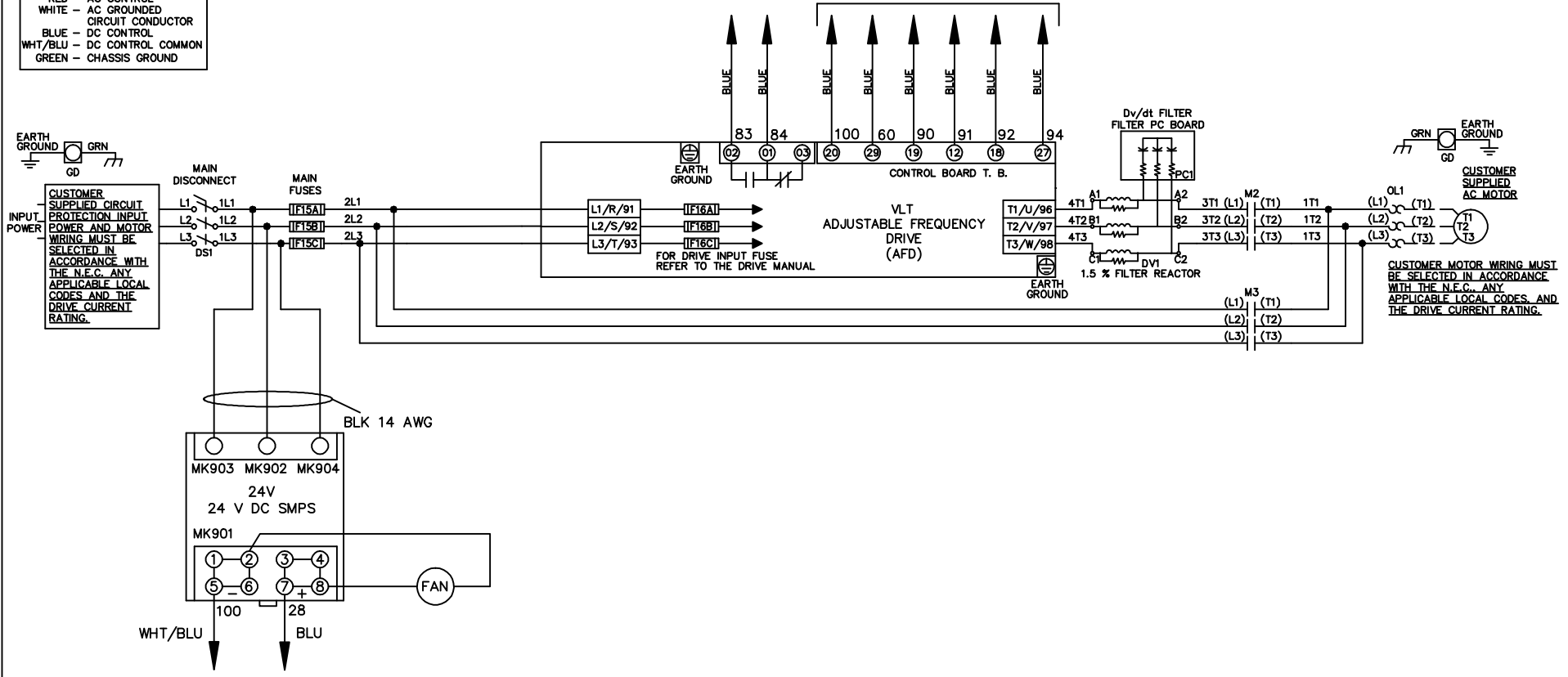


WIRE COLOR SCHEME
 BLACK - LINE VOLTAGE
 RED - AC CONTROL
 WHITE - AC GROUND
 CIRCLED - CIRCUIT CONDUCTOR
 BLUE - DC CONTROL
 WHT/BLU - DC CONTROL COMMON
 GREEN - CHASSIS GROUND

* ALL CONTROL WIRES ARE BLUE EXCEPT WHERE NOTED. TO ELECTROMECHANICAL RELAY BOARD



| | | | | | | | | | | |
|-----|---------|-------|--|--|--------------------|-------|--|--------|--|----------|
| | | | -NOTICE- | | DRN JNW 2/14/07 | | NAME 208-600VOLT,2C,MAIN DISC ,MAIN FUSE,EMB2,FRAME C1N12 ,DVDT,SINGLE MTR | | THE TRANE COMPANY A DIVISION OF AMERICAN STANDARD INC. | |
| A | SP08061 | 10/08 | THIS DRAWING IS PROPRIETARY AND SHALL NOT BE COPIED OR ITS CONTENTS DISCLOSED TO OUTSIDE PARTIES WITHOUT THE WRITTEN CONSENT OF THE TRANE COMPANY | | APR | MODEL | PAGE 1 OF 2 | SIZE A | DWG NO. | 174U5356 |
| REV | ECN | DATE | | | | | | | | |

| | | |
|-----|---------|-------|
| REV | ECN | DATE |
| A | SP08066 | 10/08 |

CONTACT SEQUENCE CHART FOR S1
X INDICATES CONTACT CLOSED

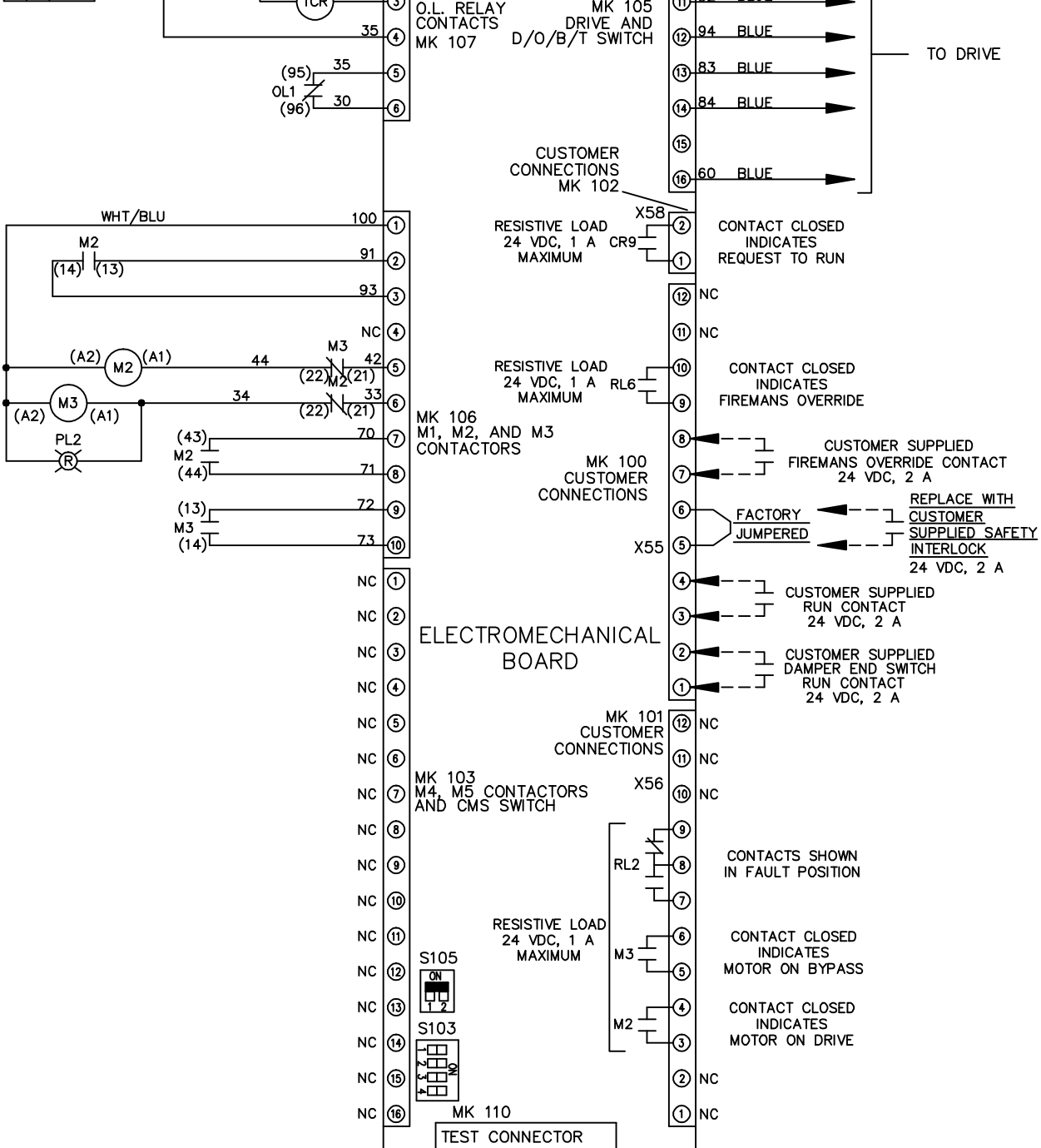
| CONTACT | POSITION |
|---------|----------|
| 13-14 | DRIVE |
| 23-24 | OFF |
| | BYPASS |
| | X |

THIS DRAWING IS PROPRIETARY AND SHALL NOT BE COPIED OR ITS CONTENTS DISCLOSED TO OUTSIDE PARTIES WITHOUT THE WRITTEN CONSENT OF THE TRANE COMPANY

DRN JNW
2/14/07
APR

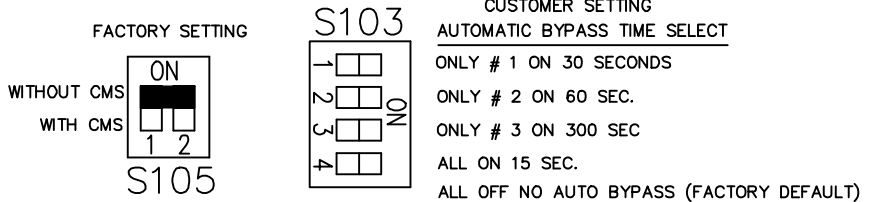
NAME 208-600VOLT, 2C, MAIN DISC
, MAIN FUSE, EMB2, FRAME C1N12
, DVDT, SINGLE MTR

MODEL
PAGE 2 OF 2
SIZE A
DWG NO. 174U5356



CUSTOMER CONNECTIONS X55, X56, X58
CLASS 2 POWER SOURCE
REQUIRED FOR FIELD CONNECTION
USE CLASS 1 CONDUCTORS
CONDUCTOR SIZE 28-14 AWG

NOTICE



THE TRANE COMPANY
A DIVISION OF
AMERICAN STANDARD INC.