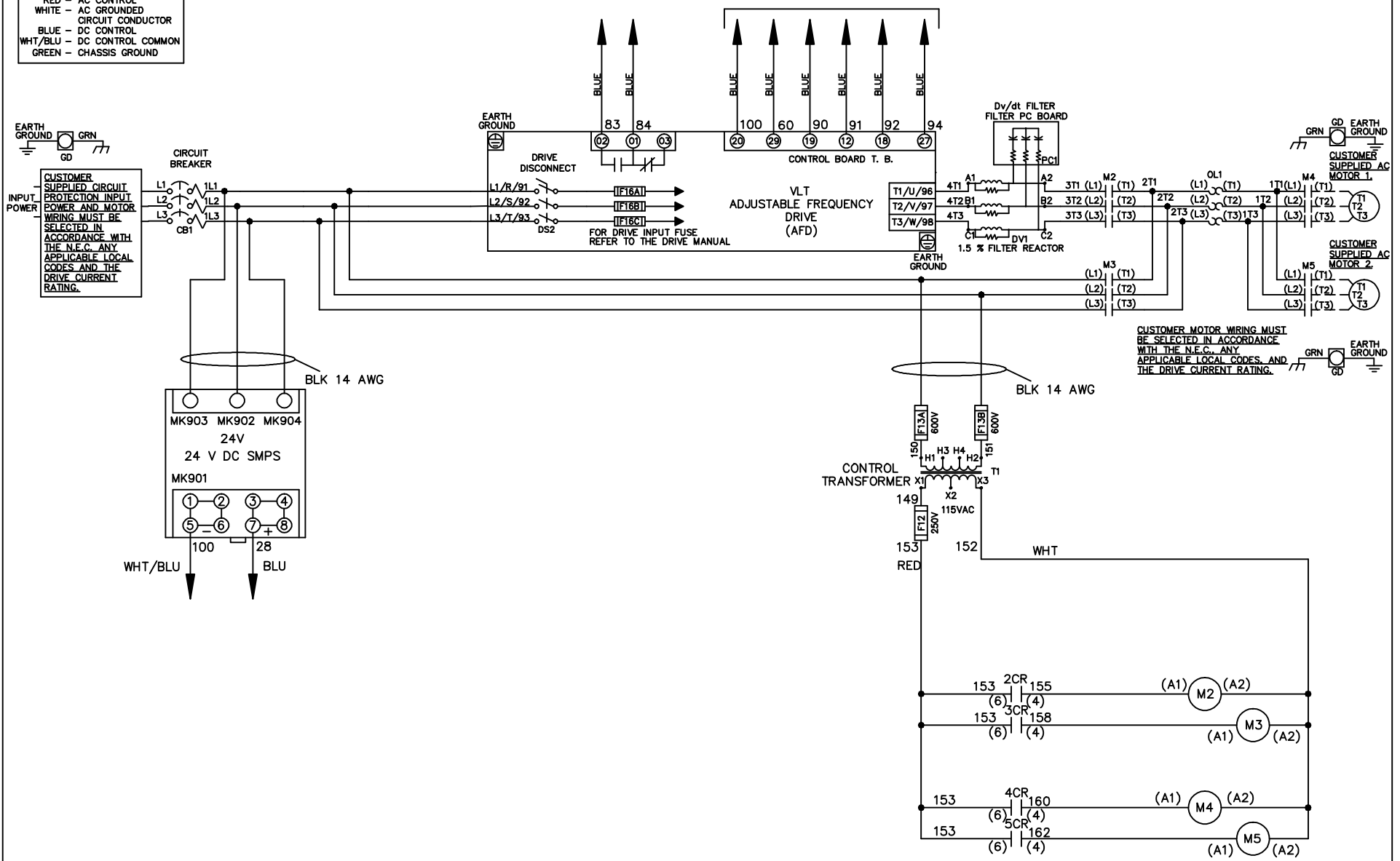


**WIRE COLOR SCHEME**  
 BLACK - LINE VOLTAGE  
 RED - AC CONTROL  
 WHITE - AC GROUND  
 BLUE - DC CONTROL  
 WHT/BLU - DC CONTROL COMMON  
 GREEN - CHASSIS GROUND

\* ALL CONTROL WIRES ARE BLUE EXCEPT WHERE NOTED. TO ELECTROMECHANICAL RELAY BOARD



CUSTOMER MOTOR WIRING MUST BE SELECTED IN ACCORDANCE WITH THE N.E.C. ANY APPLICABLE LOCAL CODES, AND THE DRIVE CURRENT RATING.

-NOTICE-

THIS DRAWING IS PROPRIETARY AND SHALL NOT BE COPIED OR ITS CONTENTS DISCLOSED TO OUTSIDE PARTIES WITHOUT THE WRITTEN CONSENT OF THE TRANE COMPANY

DRN JNW  
2/8/07

NAME208 VOLT,2C,CB & DRIVE DISC  
 ,DRIVE FUSE,EMB2,FRAME C2N1\_  
 ,DVDT,CMS

THE TRANE COMPANY  
 A DIVISION OF  
 AMERICAN STANDARD INC.

A	SP08061	10/08
REV	ECN	DATE

APR

MODEL

PAGE 1 OF 2

SIZE A

DWG NO.

174U5495

REV	A	ECON	DATE	DRN JNW	APR	MODEL	SIZE	DWG NO.
	SP08066		10/08	2/14/07			A	174U5495
				NAME 208 VOLT, 2C, CB & DRIVE DISC , DRIVE FUSE, EMB2, FRAME C2N1 -			THE TRANE COMPANY A DIVISION OF AMERICAN STANDARD INC.	

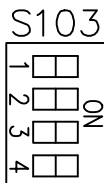

CONTACT SEQUENCE CHART FOR S1  
X INDICATES CONTACT CLOSED

CONTACT	POSITION	DRIVE	OFF	BYPASS
13-14				
23-24		X		X

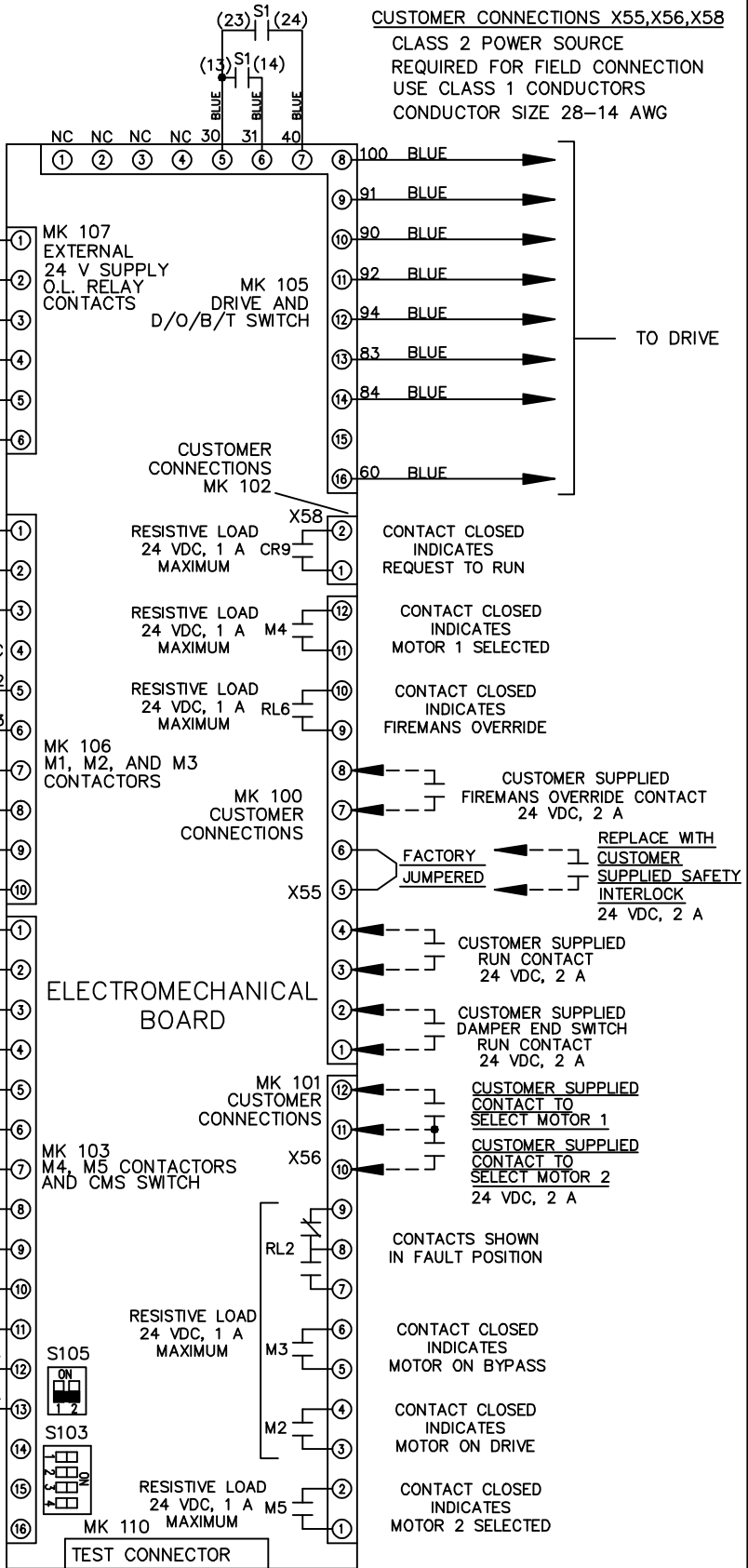


CONTACT SEQUENCE CHART FOR S2  
X INDICATES CONTACT CLOSED

CONTACT	POSITION	MOTOR 1	AUTO	MOTOR 2
11-12		X	X	
13-14				X
21-22			X	X
23-24		X		X



ONLY # 1 ON 30 SECONDS  
ONLY # 2 ON 60 SEC.  
ONLY # 3 ON 300 SEC  
ALL ON 15 SEC.  
ALL OFF NO AUTO BYPASS (FACTORY DEFAULT)



-NOTICE-  
THIS DRAWING IS PROPRIETARY AND SHALL NOT  
BE COPIED OR ITS CONTENTS DISCLOSED TO  
OUTSIDE PARTIES WITHOUT THE WRITTEN  
CONSENT OF THE TRANE COMPANY