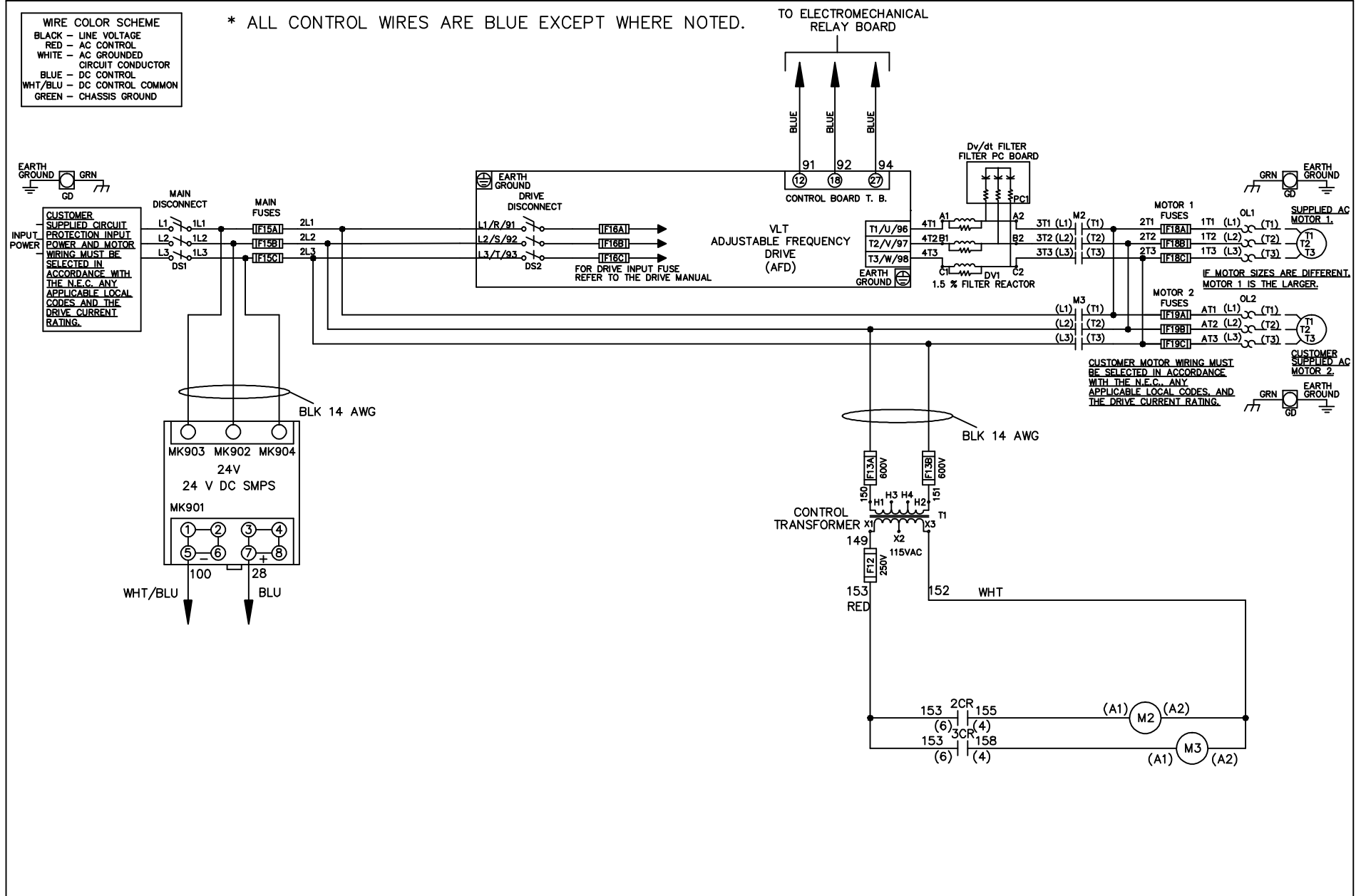


WIRE COLOR SCHEME
 BLACK - LINE VOLTAGE
 RED - AC CONTROL
 WHITE - AC GROUNDED
 WHITE - CIRCUIT CONDUCTOR
 BLUE - DC CONTROL
 WHT/BLU - DC CONTROL COMMON
 GREEN - CHASSIS GROUND

* ALL CONTROL WIRES ARE BLUE EXCEPT WHERE NOTED.



			-NOTICE-		DRN JNW 2/14/07		NAME208 VOLT,2C,MAIN&DRIVE DISC ,MAIN FUSE,EMB1,FRAME C2N1_ ,DVDT,DUAL MTR		THE TRANE COMPANY A DIVISION OF AMERICAN STANDARD INC.		
A	SP08061	10/08	THIS DRAWING IS PROPRIETARY AND SHALL NOT BE COPIED OR ITS CONTENTS DISCLOSED TO OUTSIDE PARTIES WITHOUT THE WRITTEN CONSENT OF THE TRANE COMPANY			APR	MODEL	PAGE 1 OF 2	SIZE A	DWG NO.	174U5603
REV	ECN	DATE									

REV	ECN	DATE
A	SP08066	10/08

CONTACT SEQUENCE CHART FOR S1		
X INDICATES CONTACT CLOSED		
POSITION	DRIVE	OFF BYPASS
13-14		X
23-24	X	


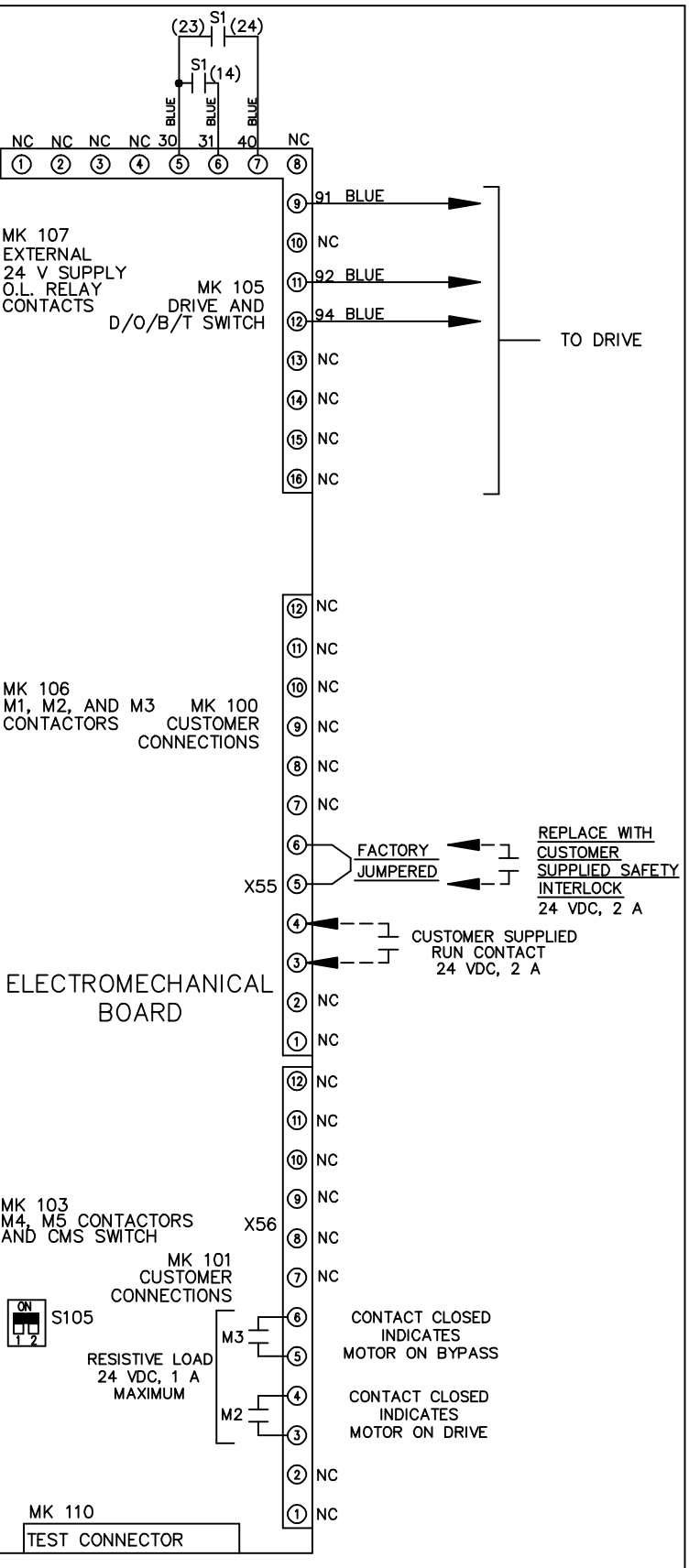
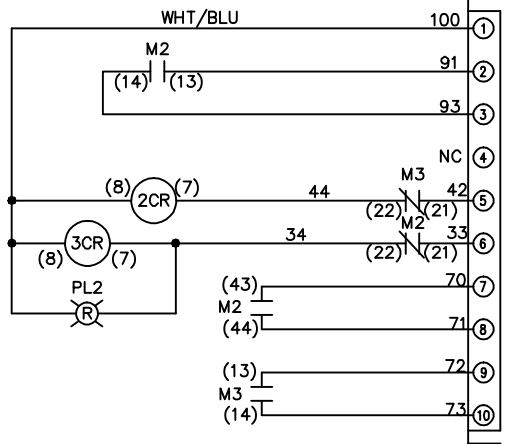
-NOTICE-

THIS DRAWING IS PROPRIETARY AND SHALL NOT BE COPIED OR ITS CONTENTS DISCLOSED TO OUTSIDE PARTIES WITHOUT THE WRITTEN CONSENT OF THE TRANE COMPANY

DRN JNW
2/14/07
APR

NAME 208 VOLT, 2C, MAIN & DRIVE DISC
, MAIN FUSE, EMB1, FRAME C2N1
, DVD1, DUAL MTR

MODEL
PAGE 2 OF 2
SIZE A
DWG NO. 174U5603



CUSTOMER CONNECTIONS X55, X56
CLASS 2 POWER SOURCE
REQUIRED FOR FIELD CONNECTION
USE CLASS 1 CONDUCTORS
CONDUCTOR SIZE 28-14 AWG

THE TRANE COMPANY
A DIVISION OF
AMERICAN STANDARD INC.