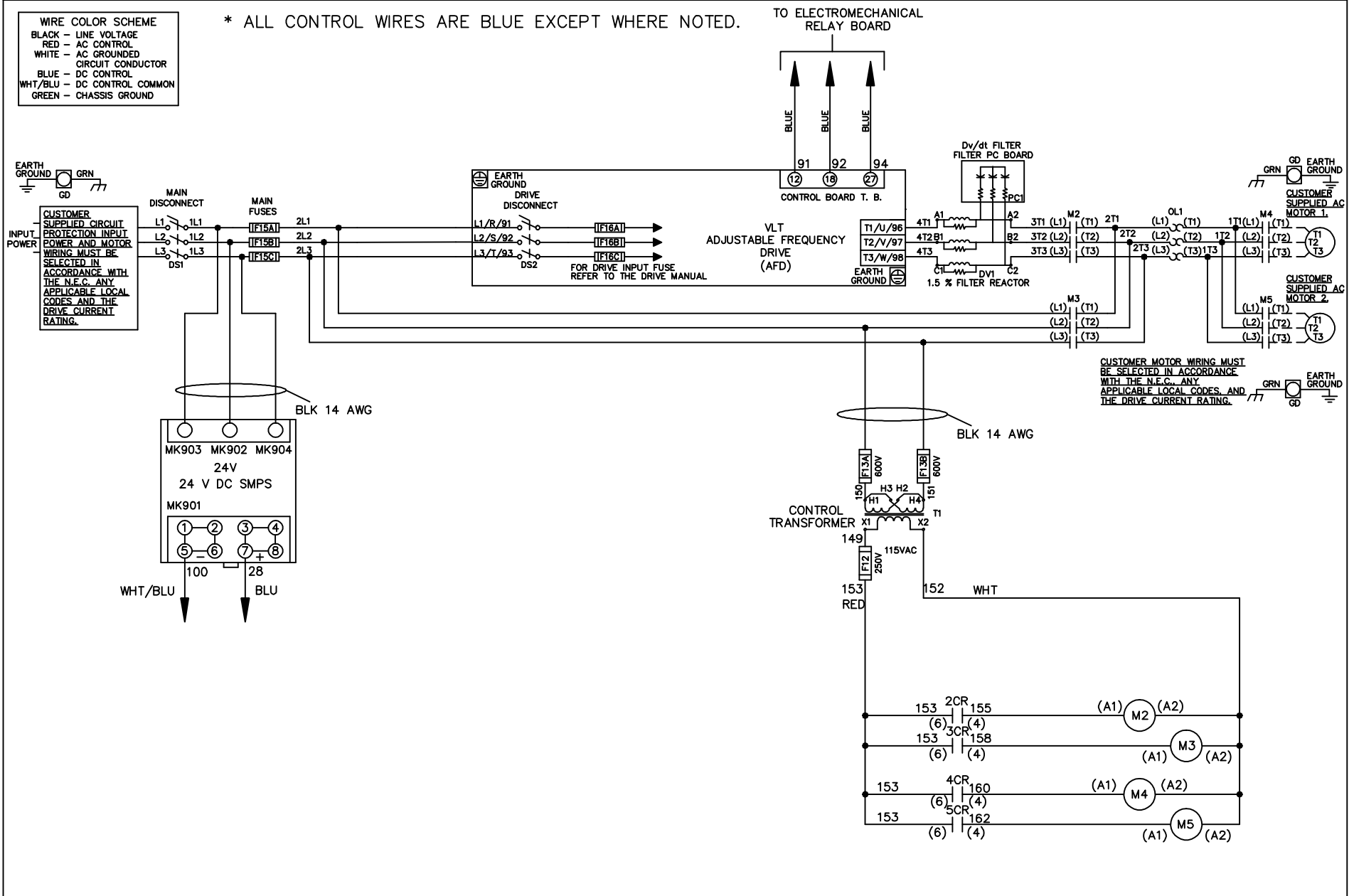


WIRE COLOR SCHEME	
BLACK	- LINE VOLTAGE
RED	- AC CONTROL
WHITE	- AC GROUNDED
	- CIRCUIT CONDUCTOR
BLUE	- DC CONTROL
WHT/BLU	- DC CONTROL COMMON
GREEN	- CHASSIS GROUND

* ALL CONTROL WIRES ARE BLUE EXCEPT WHERE NOTED.

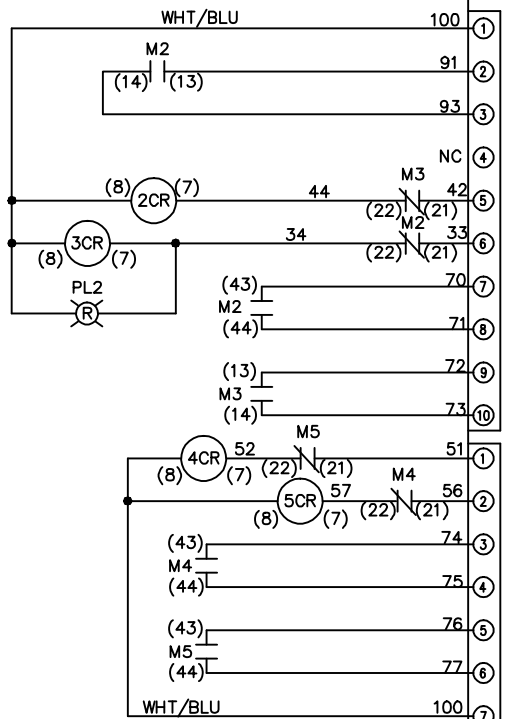


CUSTOMER MOTOR WIRING MUST BE SELECTED IN ACCORDANCE WITH THE N.E.C. ANY APPLICABLE LOCAL CODES, AND THE DRIVE CURRENT RATING.

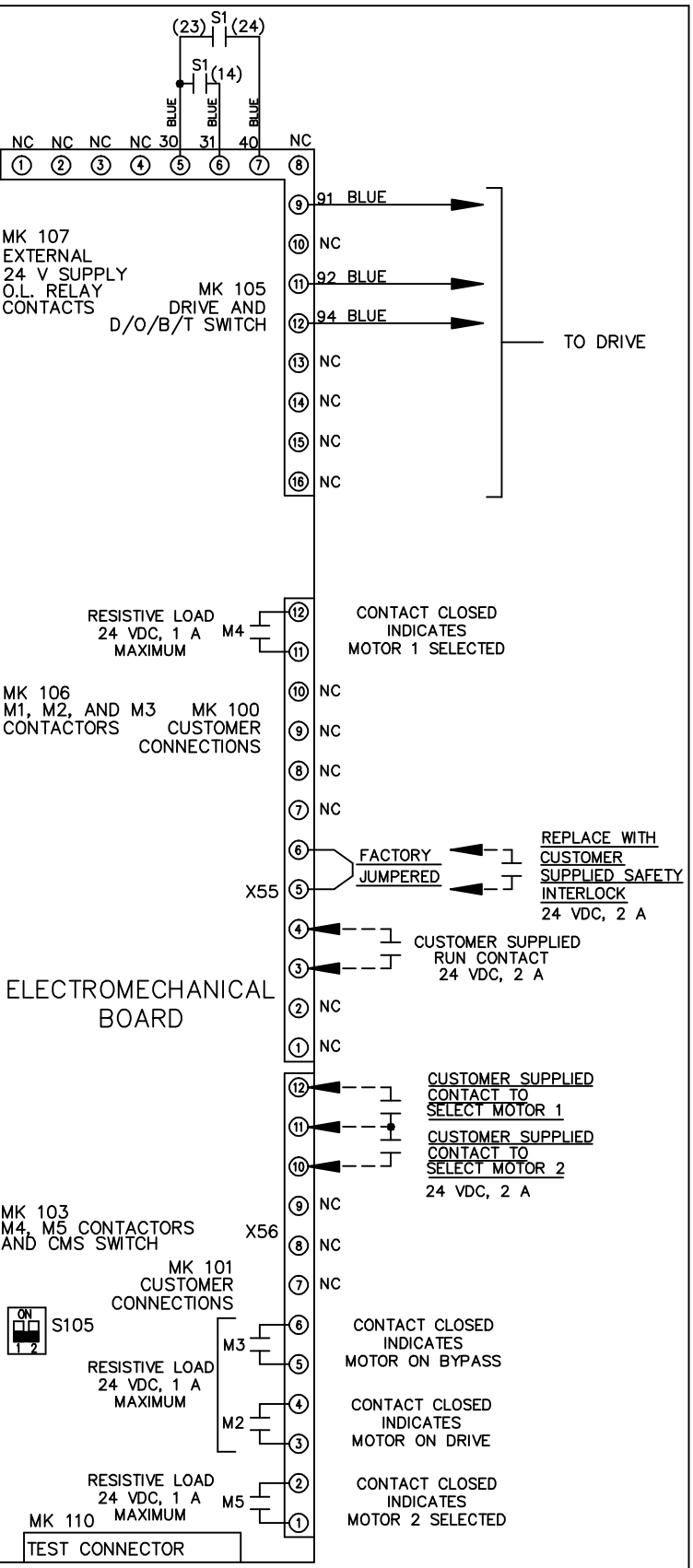
			-NOTICE-		DRN JNW 2/14/07		NAME 230 VOLT, 2C, MAIN & DRIVE DISC , MAIN FUSE, EMB1, FRAME C2N1_ , DVDT, CMS		THE TRANE COMPANY A DIVISION OF AMERICAN STANDARD INC.		
A	SP08061	10/08	THIS DRAWING IS PROPRIETARY AND SHALL NOT BE COPIED OR ITS CONTENTS DISCLOSED TO OUTSIDE PARTIES WITHOUT THE WRITTEN CONSENT OF THE TRANE COMPANY			APR	MODEL	PAGE 1 OF 2	SIZE A	DWG NO.	174U5822
REV	ECN	DATE									

REV	ECN	DATE
A	SP08066	10/08

CONTACT SEQUENCE CHART FOR S1		POSITION
CONTACT	DRIVE	OFF
13-14		X
23-24		X



CONTACT SEQUENCE CHART FOR S2		POSITION
CONTACT	MOTOR 1	AUTO
11-12		X
13-14		X
21-22		X
23-24		X

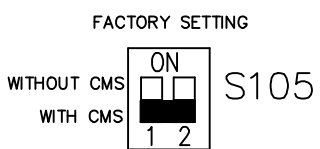


-NOTICE-
 THIS DRAWING IS PROPRIETARY AND SHALL NOT BE COPIED OR ITS CONTENTS DISCLOSED TO OUTSIDE PARTIES WITHOUT THE WRITTEN CONSENT OF THE TRANE COMPANY

DRN JNW
 2/14/07
 APR

NAME 230 VOLT, 2C, MAIN & DRIVE DISC
 , MAIN FUSE, EMB1, FRAME C2N1
 , DVD1, CMS

MODEL
 PAGE 2 OF 2
 SIZE A
 DWG NO. 174U5822
 THE TRANE COMPANY
 A DIVISION OF
 AMERICAN STANDARD INC.



CUSTOMER CONNECTIONS X55, X56
 CLASS 2 POWER SOURCE
 REQUIRED FOR FIELD CONNECTION
 USE CLASS 1 CONDUCTORS
 CONDUCTOR SIZE 28-14 AWG