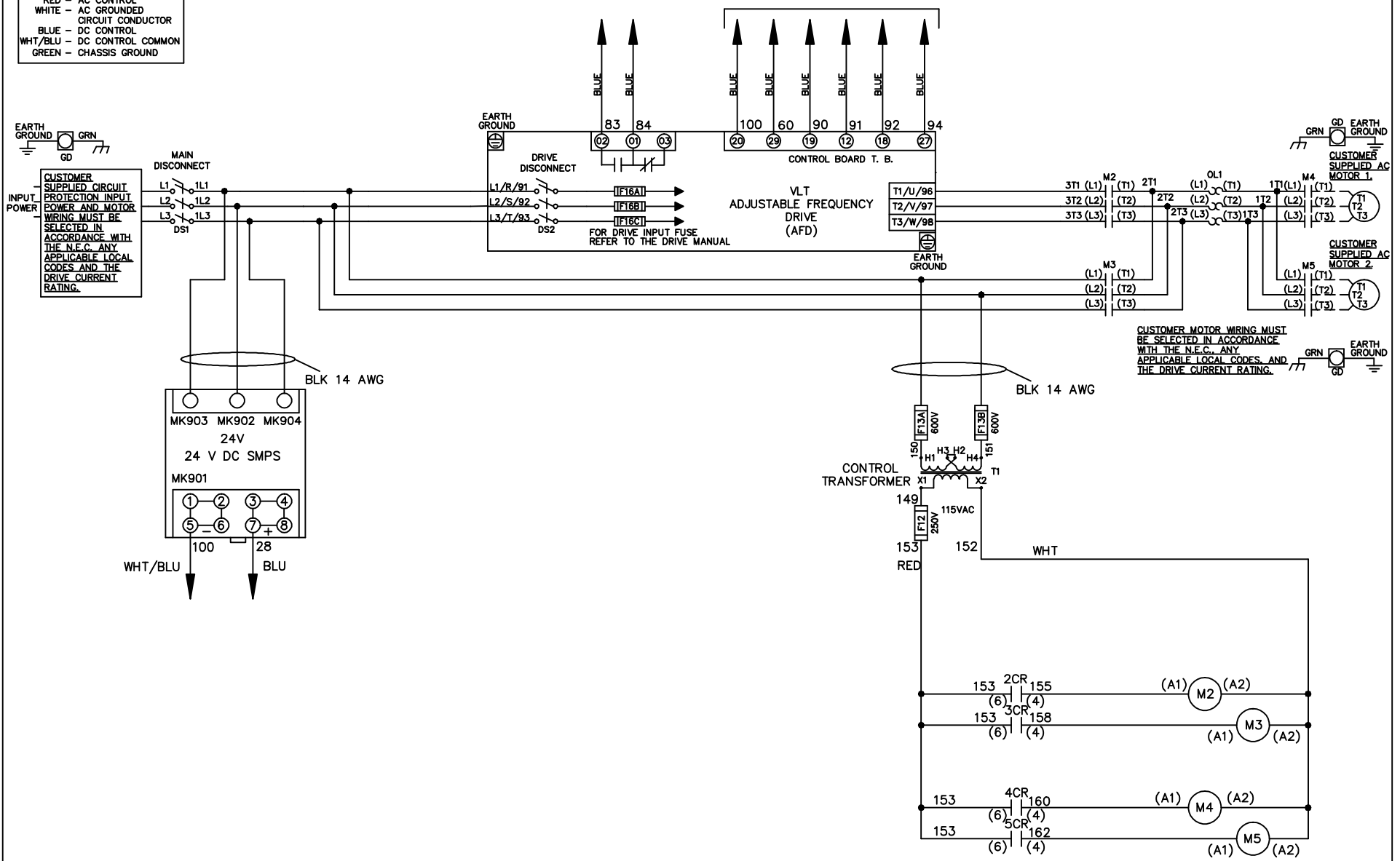


WIRE COLOR SCHEME
 BLACK - LINE VOLTAGE
 RED - AC CONTROL
 WHITE - AC GROUND
 BLUE - DC CONTROL
 WHT/BLU - DC CONTROL COMMON
 GREEN - CHASSIS GROUND

* ALL CONTROL WIRES ARE BLUE EXCEPT WHERE NOTED. TO ELECTROMECHANICAL RELAY BOARD



CUSTOMER MOTOR WIRING MUST BE SELECTED IN ACCORDANCE WITH THE N.E.C. ANY APPLICABLE LOCAL CODES, AND THE DRIVE CURRENT RATING.

-NOTICE-

THIS DRAWING IS PROPRIETARY AND SHALL NOT BE COPIED OR ITS CONTENTS DISCLOSED TO OUTSIDE PARTIES WITHOUT THE WRITTEN CONSENT OF THE TRANE COMPANY

DRN JNW
2/8/07

NAME 460 VOLT, 2C, MAIN & DRIVE DISC
 , DRIVE FUSE, EMB2, FRAME C2N1_
 , NO REACTOR & DVDT, CMS

THE TRANE COMPANY
 A DIVISION OF
 AMERICAN STANDARD INC.

A	SP08061	10/08
REV	ECN	DATE

APR

MODEL

PAGE 1 OF 2

SIZE A

DWG NO.

174U5976

REV	ECON	DATE	DRN JNW	APR	MODEL	PAGE 2 OF 2	SIZE A	DWG NO.	174U5976
A	SP08066	10/08	2/14/07						
<p>THIS DRAWING IS PROPRIETARY AND SHALL NOT BE COPIED OR ITS CONTENTS DISCLOSED TO OUTSIDE PARTIES WITHOUT THE WRITTEN CONSENT OF THE TRANE COMPANY</p> <p>NAME 460 VOLT, 2C MAIN & DRIVE DISC, DRIVE FUSE, EMB2, FRAME C2N1, NO REACTOR & DVDI, CMS</p> <p>THE TRANE COMPANY A DIVISION OF AMERICAN STANDARD INC.</p>									

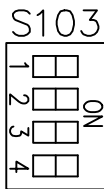
CONTACT SEQUENCE CHART FOR S1
X INDICATES CONTACT CLOSED

CONTACT	POSITION	DRIVE	OFF	BYPASS
13-14				X
23-24		X		

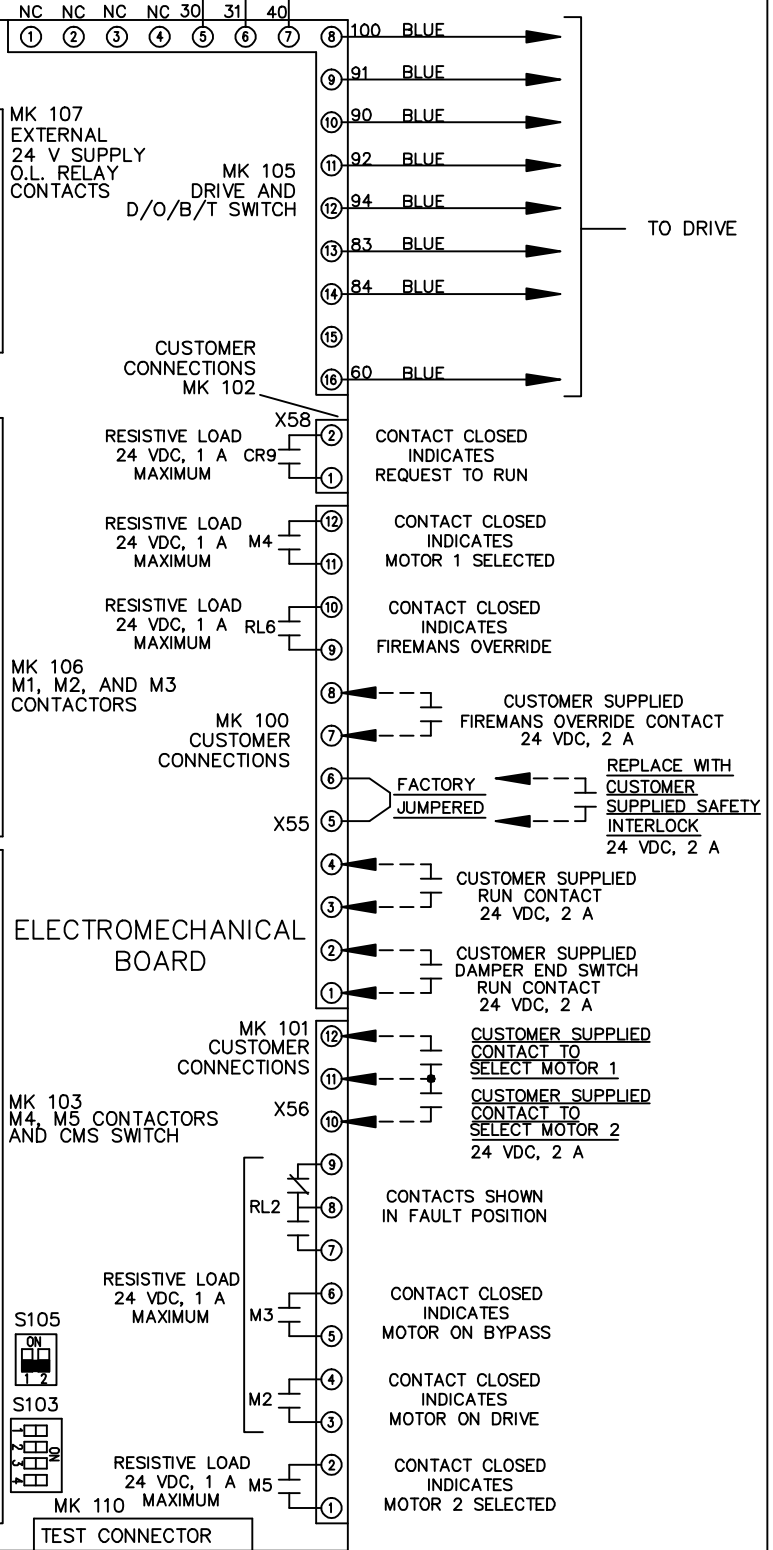


CONTACT SEQUENCE CHART FOR S2
X INDICATES CONTACT CLOSED

CONTACT	POSITION	MOTOR 1	AUTO	MOTOR 2
11-12		X	X	
13-14				X
21-22			X	
23-24		X		



CUSTOMER CONNECTIONS X55, X56, X58
CLASS 2 POWER SOURCE
REQUIRED FOR FIELD CONNECTION
USE CLASS 1 CONDUCTORS
CONDUCTOR SIZE 28-14 AWG



ELECTROMECHANICAL BOARD

MK 103
M4, M5 CONTACTORS
AND CMS SWITCH

RESISTIVE LOAD
24 VDC, 1 A
MAXIMUM

RESISTIVE LOAD
24 VDC, 1 A
MAXIMUM

TEST CONNECTOR

RESISTIVE LOAD
24 VDC, 1 A
MAXIMUM

RESISTIVE LOAD
24 VDC, 1 A
MAXIMUM

RESISTIVE LOAD
24 VDC, 1 A
MAXIMUM

MK 106
M1, M2, AND M3
CONTACTORS

MK 100
CUSTOMER
CONNECTIONS

MK 101
CUSTOMER
CONNECTIONS

MK 101
CUSTOMER
CONNECTIONS

MK 101
CUSTOMER
CONNECTIONS

MK 101
CUSTOMER
CONNECTIONS

MK 101
CUSTOMER
CONNECTIONS

MK 101
CUSTOMER
CONNECTIONS

MK 101
CUSTOMER
CONNECTIONS

MK 101
CUSTOMER
CONNECTIONS

MK 101
CUSTOMER
CONNECTIONS

MK 101
CUSTOMER
CONNECTIONS

MK 101
CUSTOMER
CONNECTIONS

MK 101
CUSTOMER
CONNECTIONS