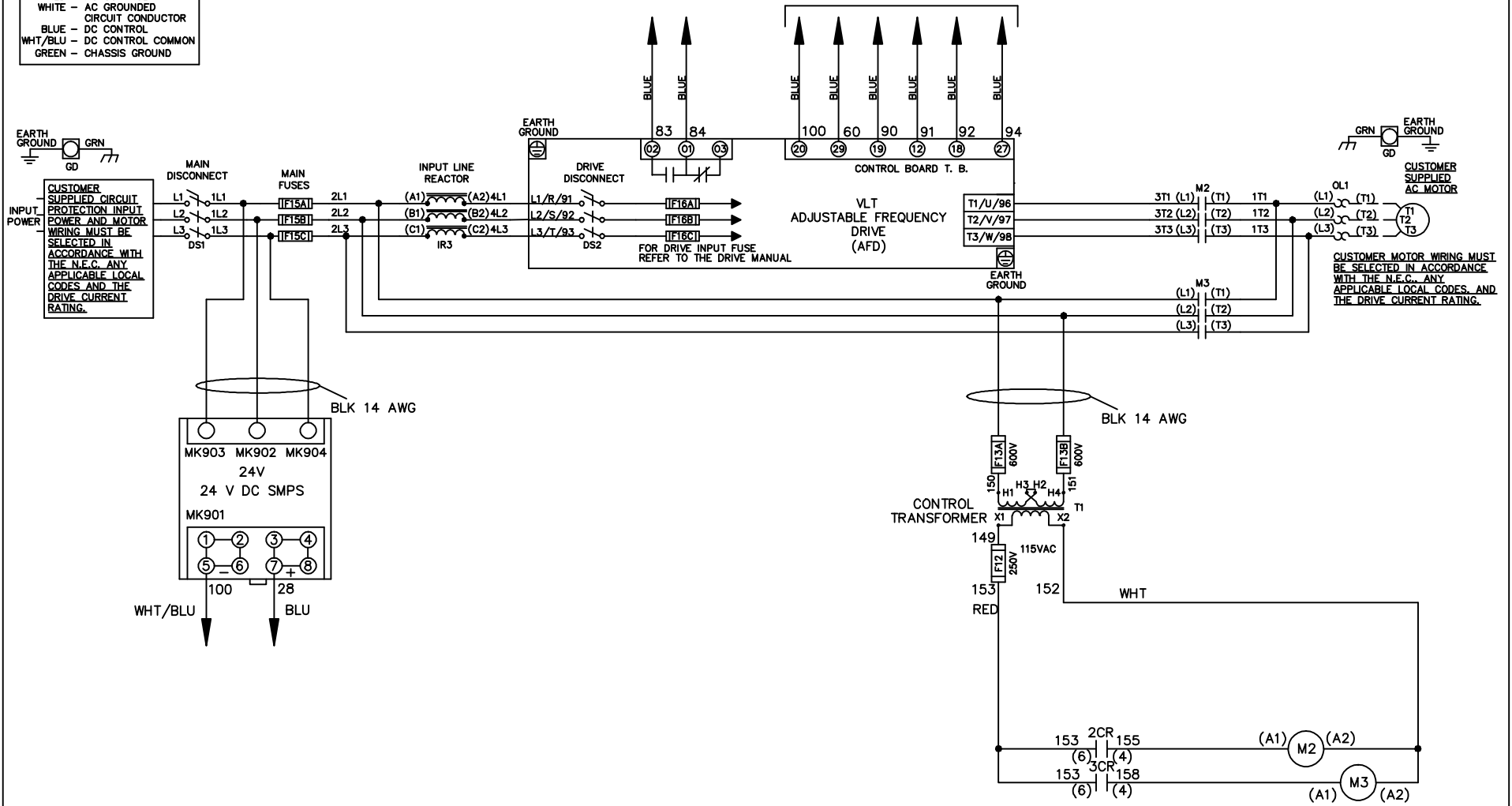


WIRE COLOR SCHEME	
BLACK	- LINE VOLTAGE
RED	- AC CONTROL
WHITE	- AC GROUND
WHITE	- AC GROUND
WHITE	- AC GROUND
BLUE	- DC CONTROL
WHT/BLU	- DC CONTROL COMMON
GREEN	- CHASSIS GROUND

* ALL CONTROL WIRES ARE BLUE EXCEPT WHERE NOTED. TO ELECTROMECHANICAL RELAY BOARD



-NOTICE-

THIS DRAWING IS PROPRIETARY AND SHALL NOT BE COPIED OR ITS CONTENTS DISCLOSED TO OUTSIDE PARTIES WITHOUT THE WRITTEN CONSENT OF THE TRANE COMPANY

DRN JNW
2/8/07
APR

NAME 460 VOLT, 2C, MAIN & DRIVE DISC
 , MAIN FUSE, EMB2, FRAME C2N1_
 , REACTOR, SINGLE MTR

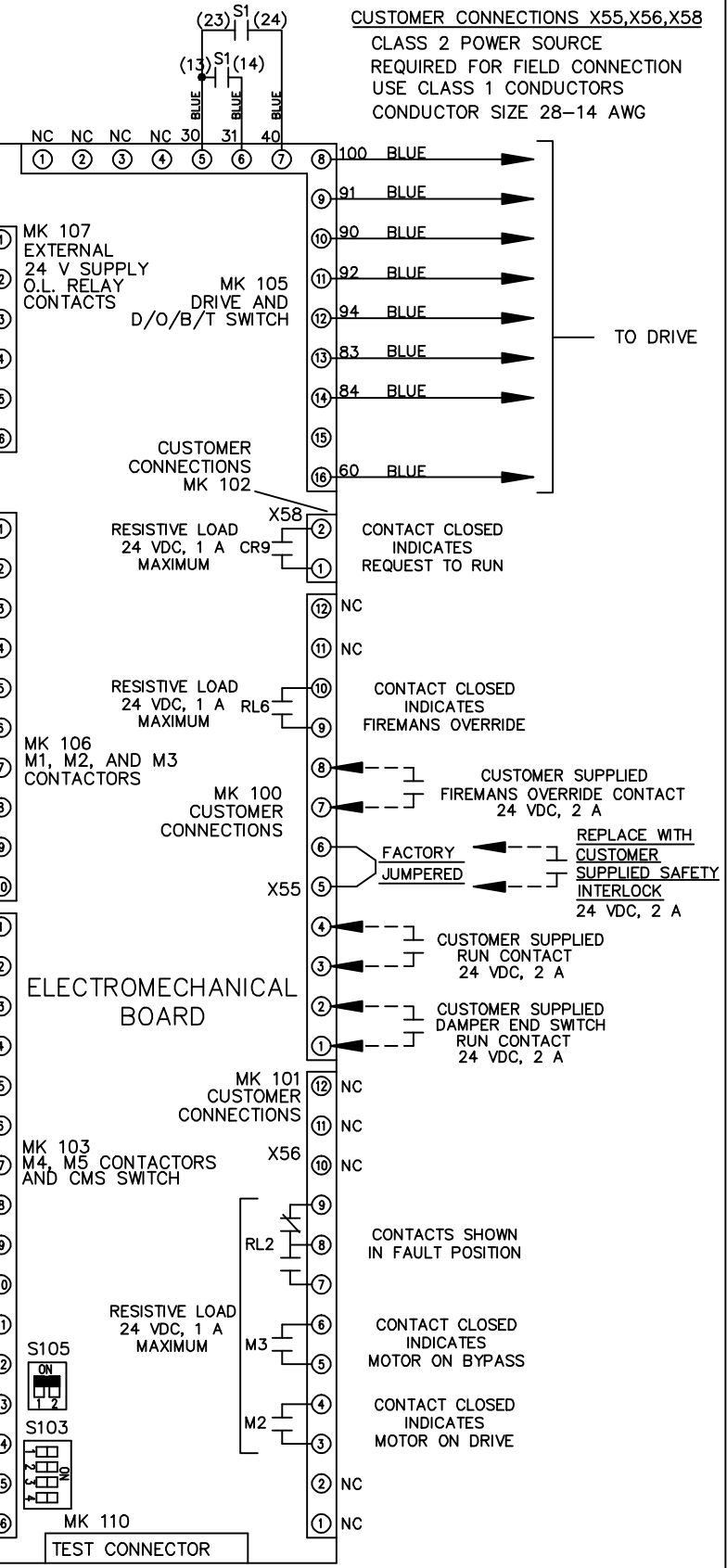
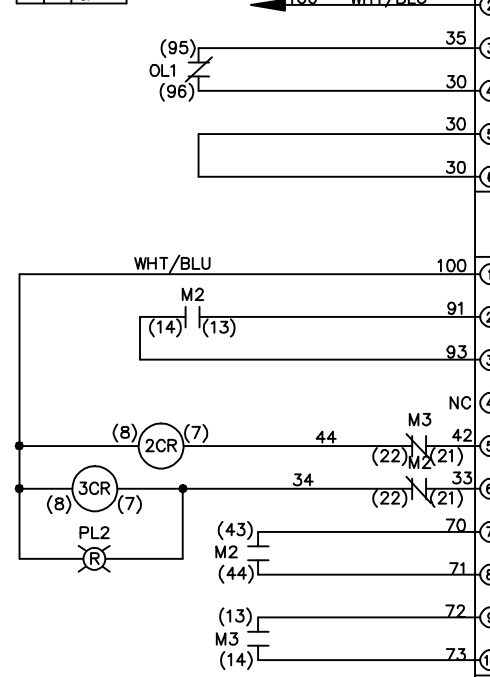
THE TRANE COMPANY
 A DIVISION OF
 AMERICAN STANDARD INC.

A	SP08061	10/08
REV	ECN	DATE

MODEL _____ PAGE 1 OF 2 SIZE A DWG NO. 174U6027

REV	ECON	DATE	DRN JNW	APR	MODEL	PAGE 2 OF 2	SIZE A	DWG NO.	174U6027
A	SP08066	10/08	2/14/07		NAME 460 VOLT 2C MAIN&DRIVE DISC , MAIN FUSE, EMB2, FRAME C2N1 , REACTOR, SINGLE MTR				
<p>THE TRANE COMPANY A DIVISION OF AMERICAN STANDARD INC.</p>									

CONTACT SEQUENCE CHART FOR S1 X INDICATES CONTACT CLOSED		
POSITION	DRIVE	BYPASS
13-14		X
23-24	X	



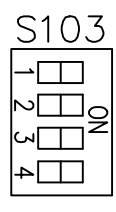

CUSTOMER CONNECTIONS X55, X56, X58
CLASS 2 POWER SOURCE
REQUIRED FOR FIELD CONNECTION
USE CLASS 1 CONDUCTORS
CONDUCTOR SIZE 28-14 AWG

-NOTICE-

THIS DRAWING IS PROPRIETARY AND SHALL NOT BE COPIED OR ITS CONTENTS DISCLOSED TO OUTSIDE PARTIES WITHOUT THE WRITTEN CONSENT OF THE TRANE COMPANY

ELECTROMECHANICAL BOARD

FACTORY SETTING



CUSTOMER SETTING
AUTOMATIC BYPASS TIME SELECT
ONLY # 1 ON 30 SECONDS
ONLY # 2 ON 60 SEC.
ONLY # 3 ON 300 SEC
ALL ON 15 SEC.
ALL OFF NO AUTO BYPASS (FACTORY DEFAULT)