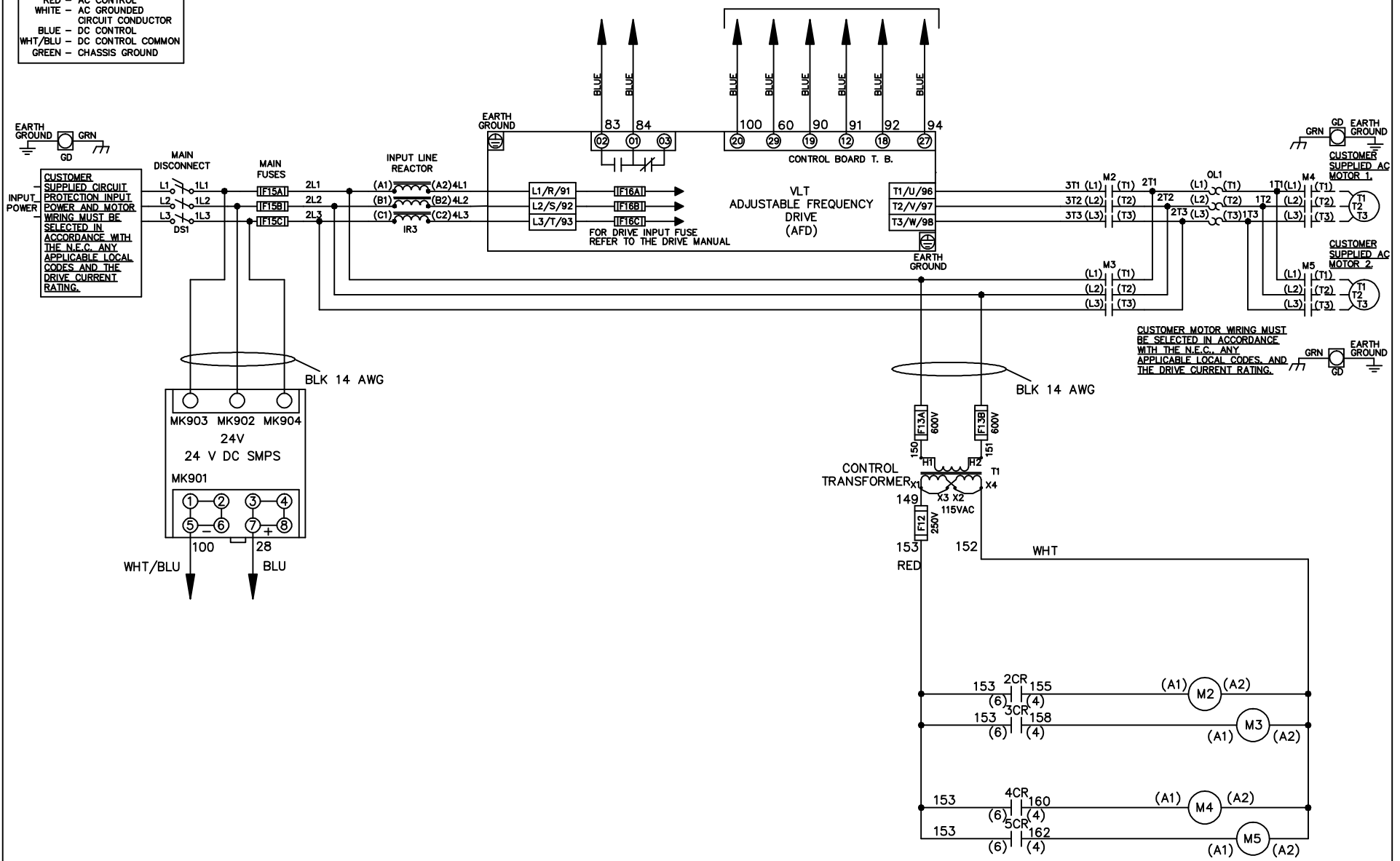


**WIRE COLOR SCHEME**  
 BLACK - LINE VOLTAGE  
 RED - AC CONTROL  
 WHITE - AC GROUND  
 BLUE - DC CONTROL  
 WHT/BLU - DC CONTROL COMMON  
 GREEN - CHASSIS GROUND

\* ALL CONTROL WIRES ARE BLUE EXCEPT WHERE NOTED. TO ELECTROMECHANICAL RELAY BOARD



CUSTOMER MOTOR WIRING MUST BE SELECTED IN ACCORDANCE WITH THE N.E.C. ANY APPLICABLE LOCAL CODES AND THE DRIVE CURRENT RATING.

-NOTICE-

THIS DRAWING IS PROPRIETARY AND SHALL NOT BE COPIED OR ITS CONTENTS DISCLOSED TO OUTSIDE PARTIES WITHOUT THE WRITTEN CONSENT OF THE TRANE COMPANY

DRN JNW  
2/8/07

NAME600 VOLT,2C,MAIN DISC  
,MAIN FUSE,EMB2,FRAME C2N1\_  
,REACTOR,CMS

THE TRANE COMPANY  
A DIVISION OF  
AMERICAN STANDARD INC.

A	SP08061	10/08
REV	ECN	DATE

APR

MODEL

PAGE 1 OF 2

SIZE A

DWG NO.

174U6205

REV	A	SP08066	10/08	DATE	
CONTRACT	13-14	DRIVE	OFF	BYPASS	
23-24	X			X	

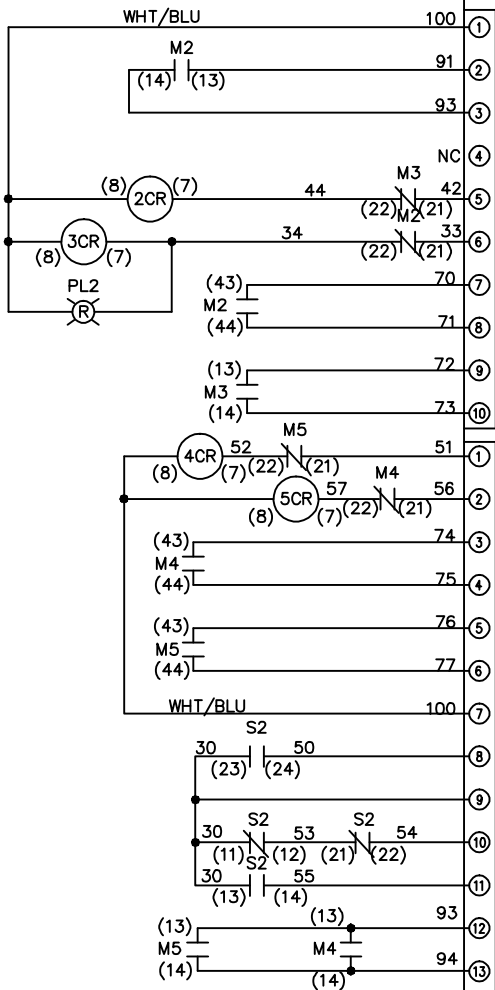
DRN JNW	2/14/07	APR
NAME 600 VOLT, 2C MAIN DISC	, MAIN FUSE, EMB2, FRAME C2N1	
MODEL	, REACTOR, CMS	
PAGE 2 OF 2	SIZE A	DWG NO. 174U6205

POSITION	MOTOR 1	AUTO	MOTOR 2
CONTACT 11-12	X	X	
13-14			X
21-22		X	X
23-24	X		

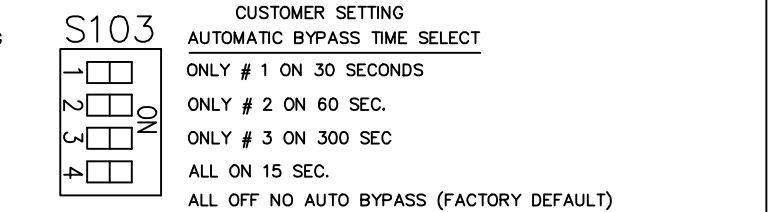
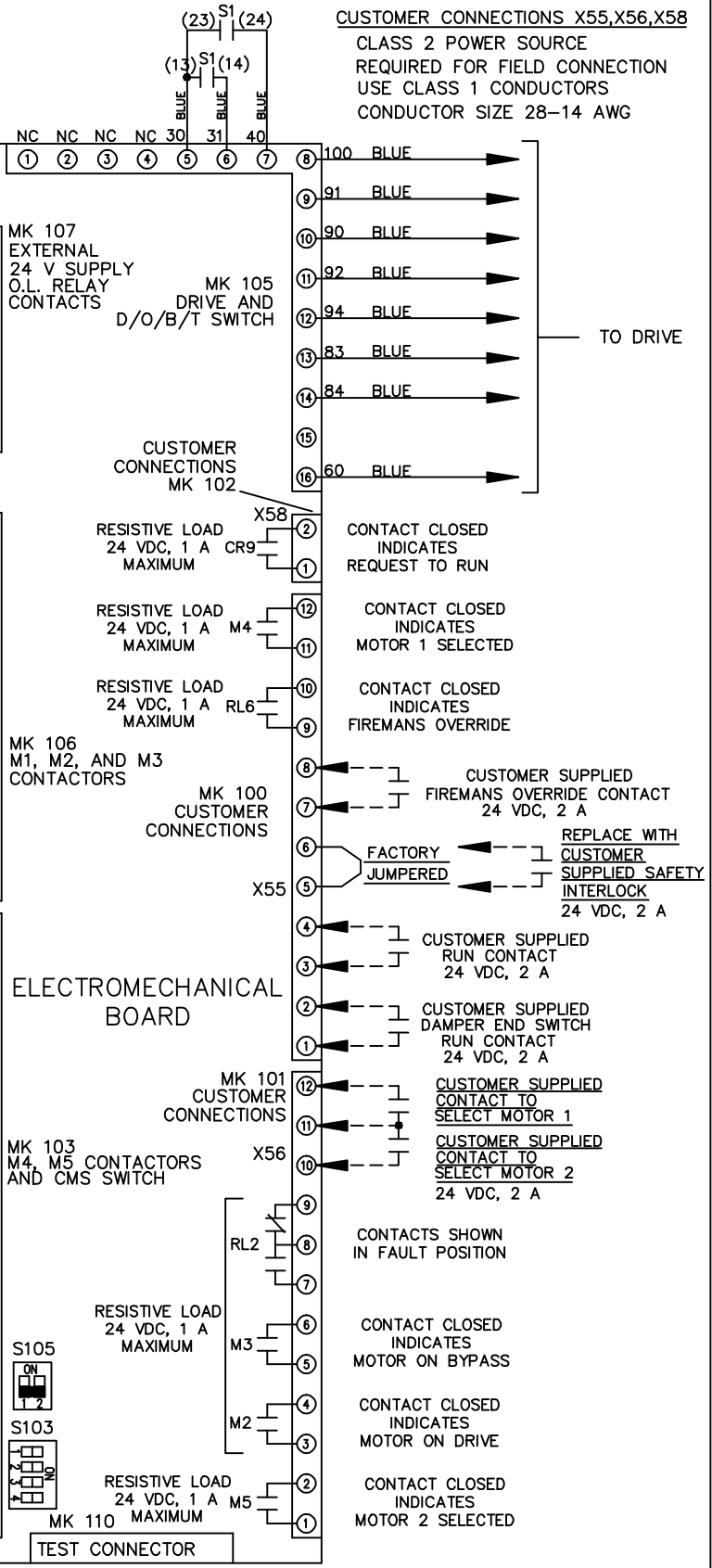
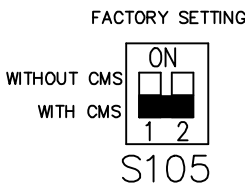
CONTACT SEQUENCE CHART FOR S1  
X INDICATES CONTACT CLOSED

POSITION	DRIVE	OFF	BYPASS
CONTACT 13-14			X
23-24	X		



CONTACT SEQUENCE CHART FOR S2  
X INDICATES CONTACT CLOSED

POSITION	MOTOR 1	AUTO	MOTOR 2
CONTACT 11-12	X	X	
13-14			X
21-22		X	X
23-24	X		



NOTICE—  
THIS DRAWING IS PROPRIETARY AND SHALL NOT BE COPIED OR ITS CONTENTS DISCLOSED TO OUTSIDE PARTIES WITHOUT THE WRITTEN CONSENT OF THE TRANE COMPANY

THE TRANE COMPANY  
A DIVISION OF  
AMERICAN STANDARD INC.