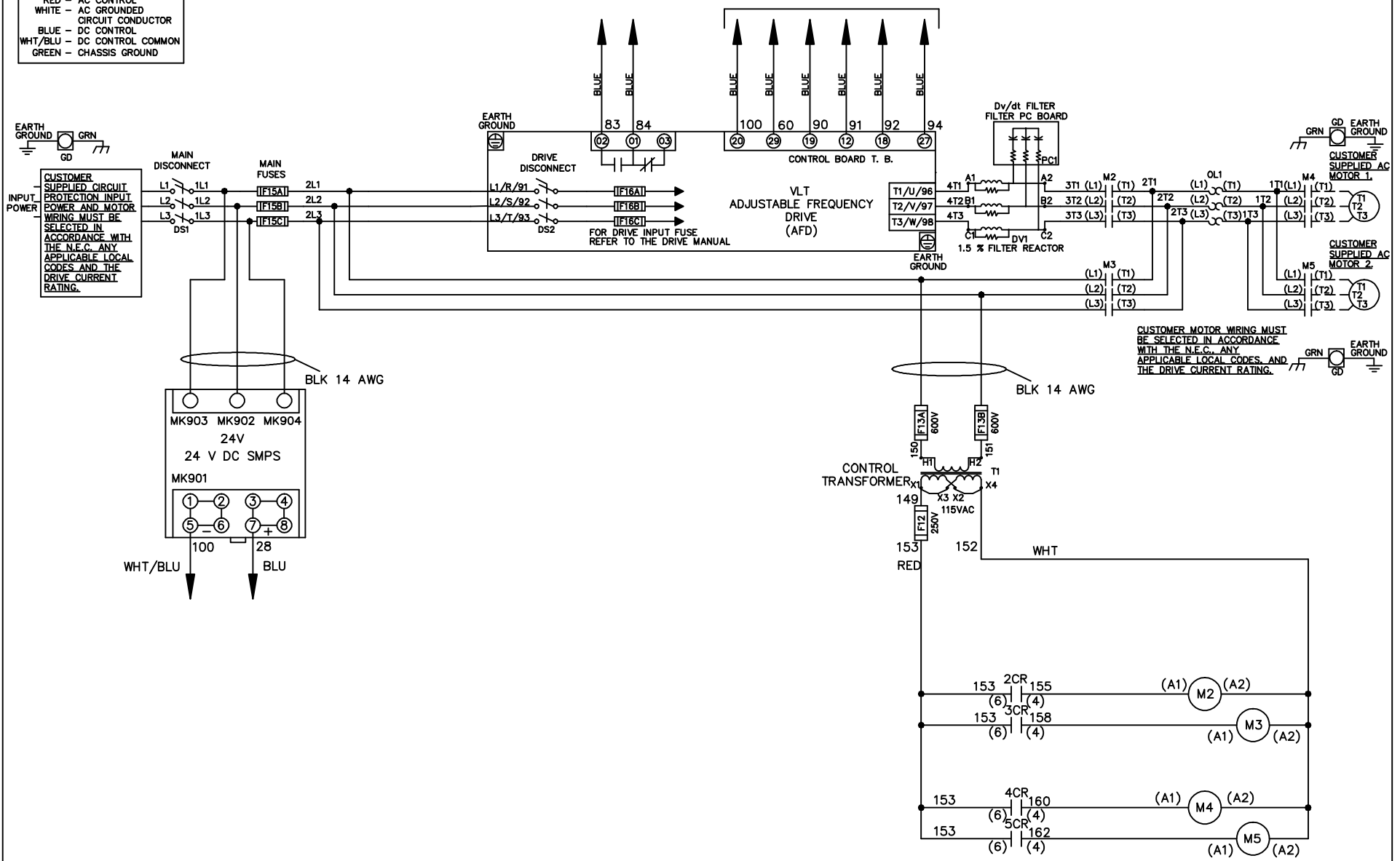


WIRE COLOR SCHEME
 BLACK - LINE VOLTAGE
 RED - AC CONTROL
 WHITE - AC GROUND
 BLUE - DC CONTROL
 WHT/BLU - DC CONTROL COMMON
 GREEN - CHASSIS GROUND

* ALL CONTROL WIRES ARE BLUE EXCEPT WHERE NOTED. TO ELECTROMECHANICAL RELAY BOARD



CUSTOMER MOTOR WIRING MUST BE SELECTED IN ACCORDANCE WITH THE N.E.C. ANY APPLICABLE LOCAL CODES, AND THE DRIVE CURRENT RATING.

-NOTICE-

THIS DRAWING IS PROPRIETARY AND SHALL NOT BE COPIED OR ITS CONTENTS DISCLOSED TO OUTSIDE PARTIES WITHOUT THE WRITTEN CONSENT OF THE TRANE COMPANY

DRN JNW
2/8/07

NAME600 VOLT,2C,MAIN&DRIVE DISC
 ,MAIN FUSE,EMB2,FRAME C2N1_
 ,DVDT,CMS

THE TRANE COMPANY
 A DIVISION OF
 AMERICAN STANDARD INC.

A	SP08061	10/08
REV	ECN	DATE

APR

MODEL

PAGE 1 OF 2

SIZE A

DWG NO.

174U6212

REV	A	SP08066	10/08	DATE
CONTRACT	13-14	DRIVE	OFF	BYPASS
23-24	X			X

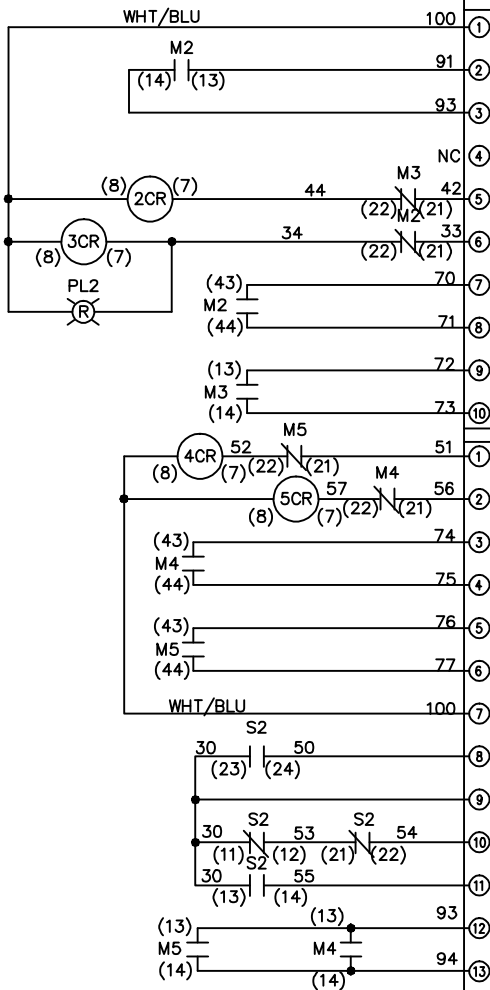
DRN	JNW	2/14/07	APR
MODEL	NAME 600 VOLT, 2C MAIN & DRIVE DISC , MAIN FUSE, EMB2, FRAME C2N1- , DVD1, CMS		
PAGE	2	OF	2
SIZE	A		
DWG NO.	174U6212		

POSITION	MOTOR 1	AUTO	MOTOR 2
CONTACT	11-12	X	X
13-14			X
21-22		X	X
23-24	X		

POSITION	MOTOR 1	AUTO	MOTOR 2
CONTACT	11-12	X	X
13-14			X
21-22		X	X
23-24	X		

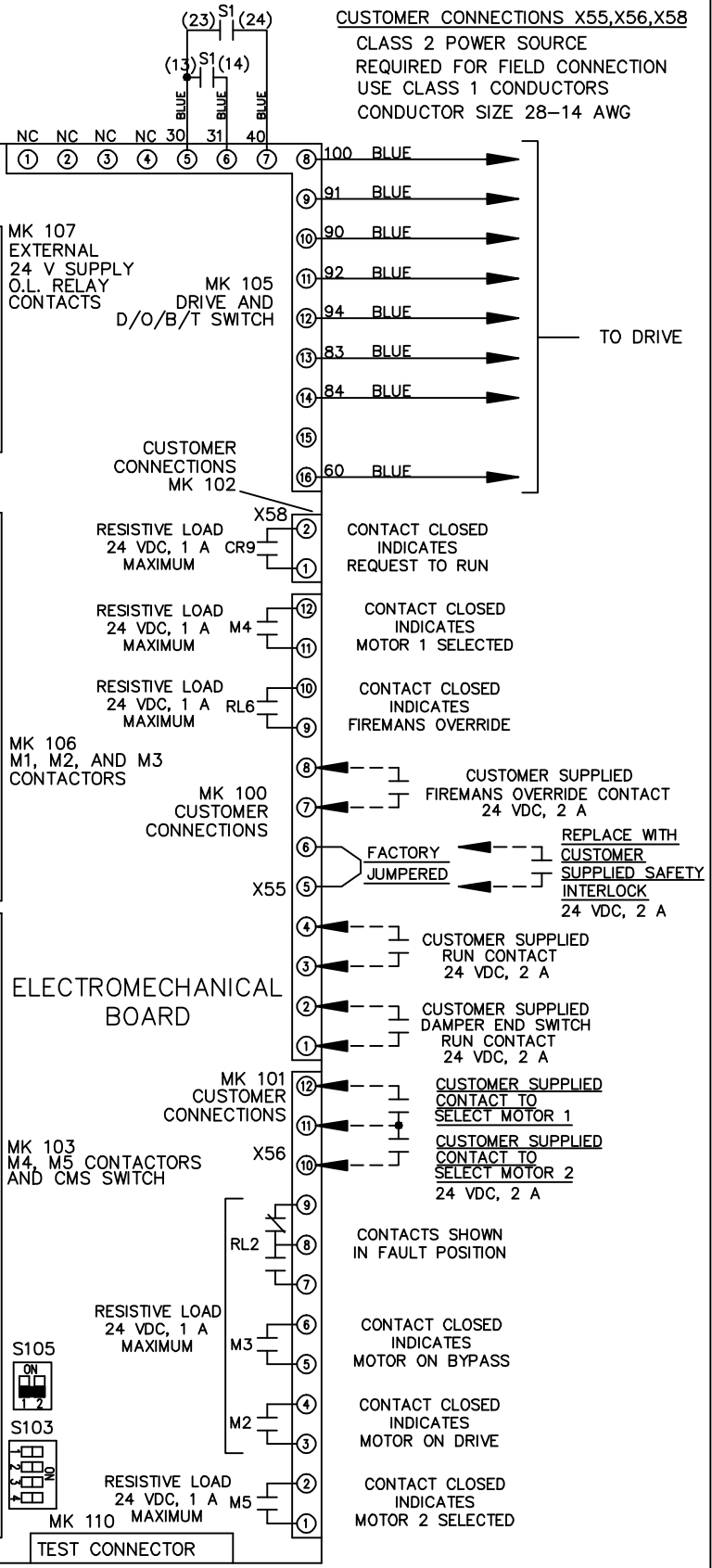
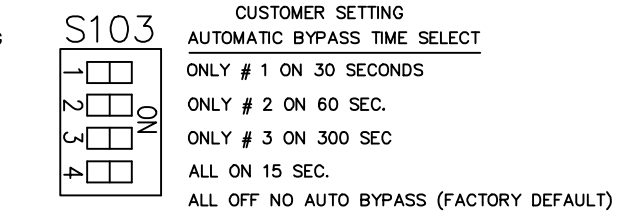
CONTACT SEQUENCE CHART FOR S1
X INDICATES CONTACT CLOSED

POSITION	DRIVE	OFF	BYPASS
CONTACT	13-14		X
23-24	X		



CONTACT SEQUENCE CHART FOR S2
X INDICATES CONTACT CLOSED

POSITION	MOTOR 1	AUTO	MOTOR 2
CONTACT	11-12	X	X
13-14			X
21-22		X	X
23-24	X		



-NOTICE-

THIS DRAWING IS PROPRIETARY AND SHALL NOT BE COPIED OR ITS CONTENTS DISCLOSED TO OUTSIDE PARTIES WITHOUT THE WRITTEN CONSENT OF THE TRANE COMPANY

THE TRANE COMPANY
A DIVISION OF
AMERICAN STANDARD INC.