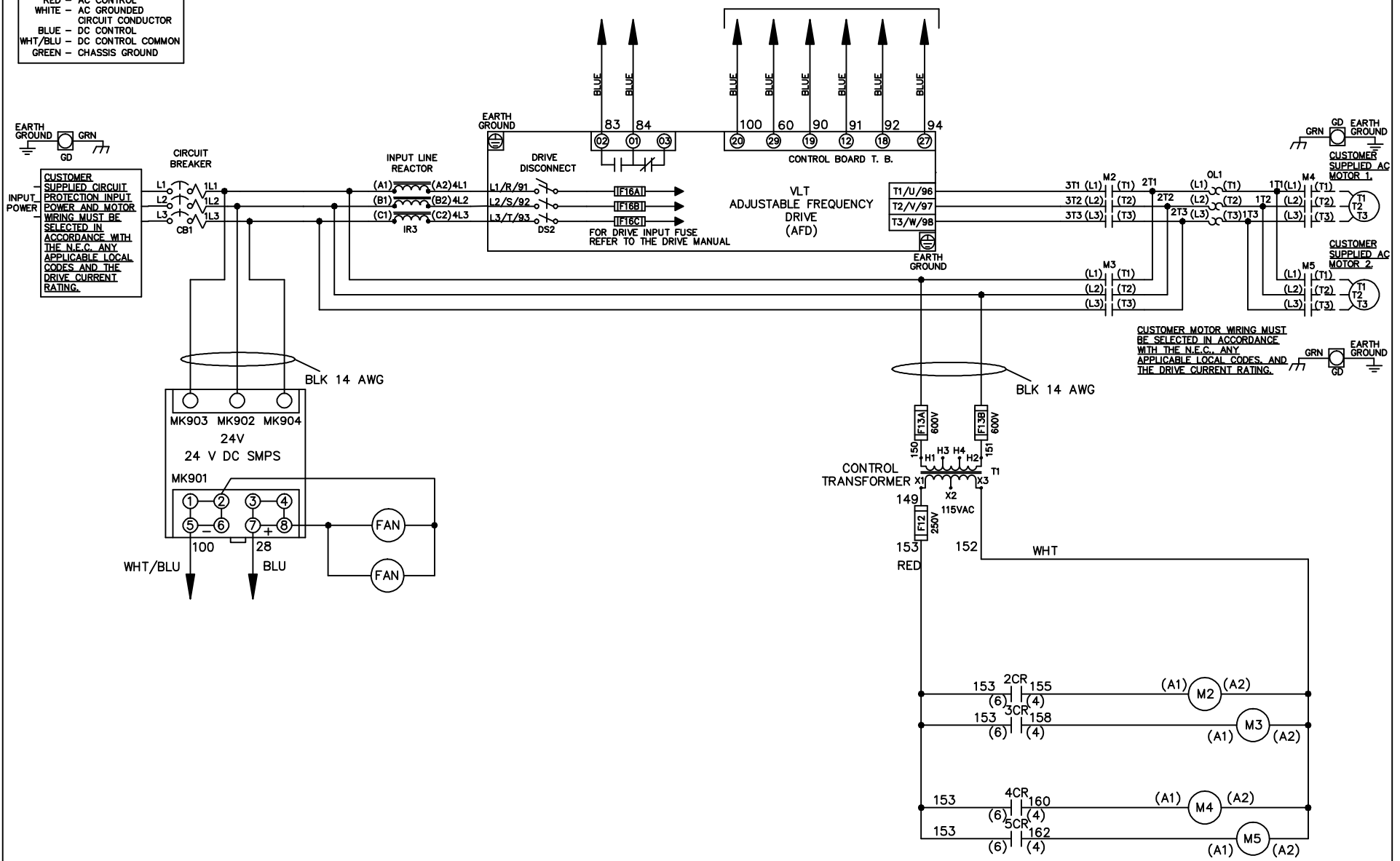


**WIRE COLOR SCHEME**  
 BLACK - LINE VOLTAGE  
 RED - AC CONTROL  
 WHITE - AC GROUND  
 BLUE - DC CONTROL  
 WHT/BLU - DC CONTROL COMMON  
 GREEN - CHASSIS GROUND

\* ALL CONTROL WIRES ARE BLUE EXCEPT WHERE NOTED. TO ELECTROMECHANICAL RELAY BOARD



CUSTOMER MOTOR WIRING MUST BE SELECTED IN ACCORDANCE WITH THE N.E.C. ANY APPLICABLE LOCAL CODES, AND THE DRIVE CURRENT RATING.

-NOTICE-

THIS DRAWING IS PROPRIETARY AND SHALL NOT BE COPIED OR ITS CONTENTS DISCLOSED TO OUTSIDE PARTIES WITHOUT THE WRITTEN CONSENT OF THE TRANE COMPANY

DRN JNW  
2/8/07

NAME 208 VOLT, 2C, CB & DRIVE DISC  
 , DRIVE FUSE, EMB2, FRAME C2N12  
 , REACTOR, CMS

THE TRANE COMPANY  
 A DIVISION OF  
 AMERICAN STANDARD INC.

A	SP08061	10/08
REV	ECN	DATE

APR

MODEL

PAGE 1 OF 2

SIZE A

DWG NO.

174U6430

REV	A	SP08066	10/08	DATE	
CONTRACT	13-14	DRIVE	OFF	BYPASS	
23-24	X			X	

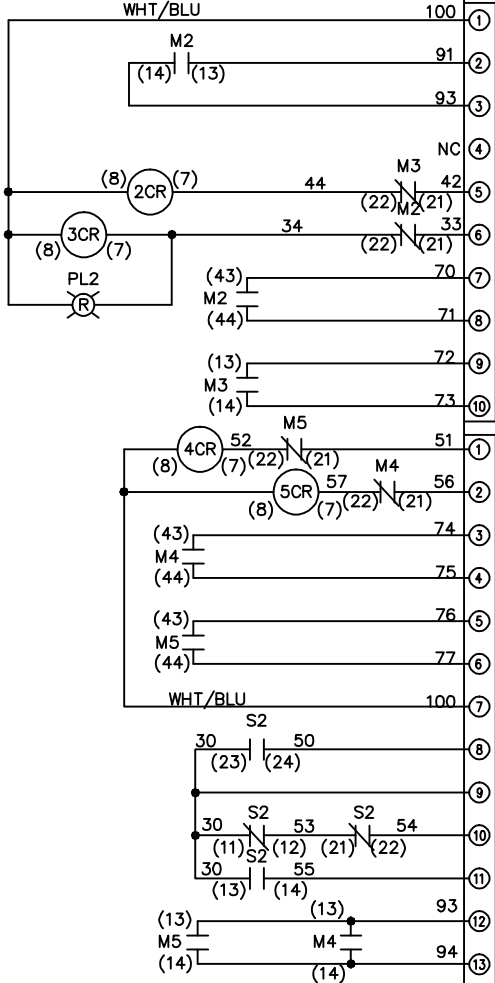
DRN	JNW	2/14/07	APR
MODEL	NAME 208 VOLT, 2C, CB & DRIVE DISC , DRIVE FUSE, EMB2, FRAME C2N12 , REACTOR, CMS		
PAGE	2	OF	2
SIZE	A		
DWG NO.	174U6430		

POSITION	MOTOR 1	AUTO	MOTOR 2
CONTACT			
11-12	X	X	
13-14			X
21-22		X	
23-24	X		X

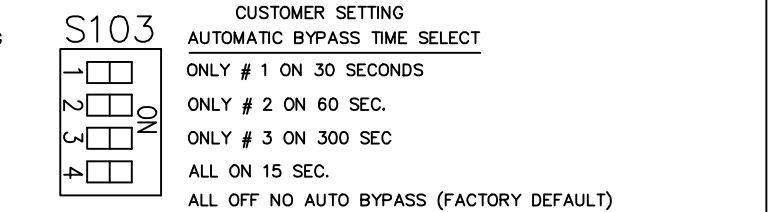
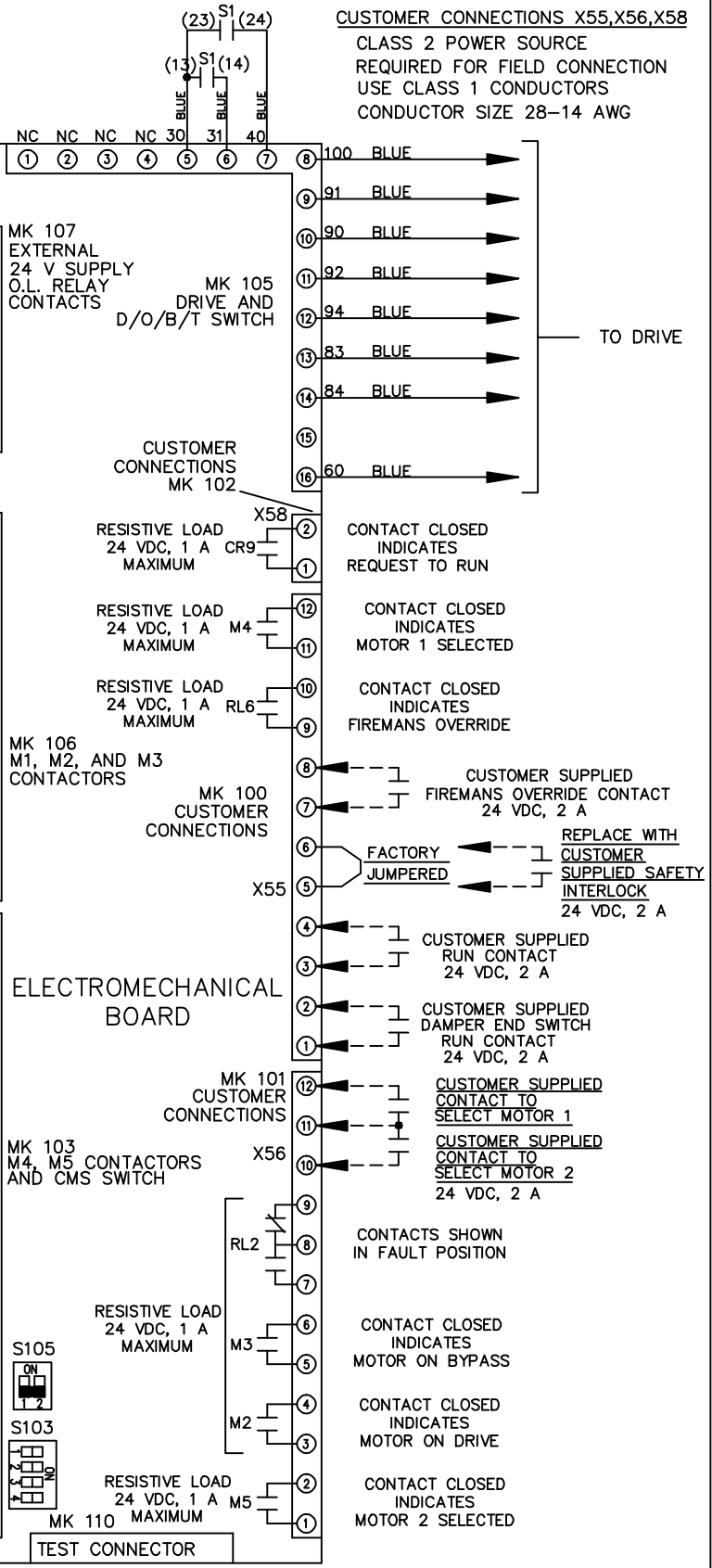
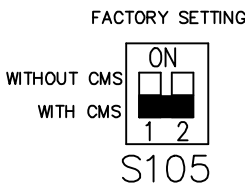
CONTACT SEQUENCE CHART FOR S1  
X INDICATES CONTACT CLOSED

POSITION	DRIVE	OFF	BYPASS
CONTACT			
13-14			X
23-24	X		



CONTACT SEQUENCE CHART FOR S2  
X INDICATES CONTACT CLOSED

POSITION	MOTOR 1	AUTO	MOTOR 2
CONTACT			
11-12	X	X	
13-14			X
21-22		X	
23-24	X		X



NOTICE—  
THIS DRAWING IS PROPRIETARY AND SHALL NOT  
BE COPIED OR ITS CONTENTS DISCLOSED TO  
OUTSIDE PARTIES WITHOUT THE WRITTEN  
CONSENT OF THE TRANE COMPANY

REPLACE WITH  
CUSTOMER  
SUPPLIED SAFETY  
INTERLOCK  
24 VDC, 2 A

CONTACTS SHOWN  
IN FAULT POSITION

CONTACT CLOSED  
INDICATES  
MOTOR ON BYPASS

CONTACT CLOSED  
INDICATES  
MOTOR ON DRIVE

CONTACT CLOSED  
INDICATES  
MOTOR 2 SELECTED