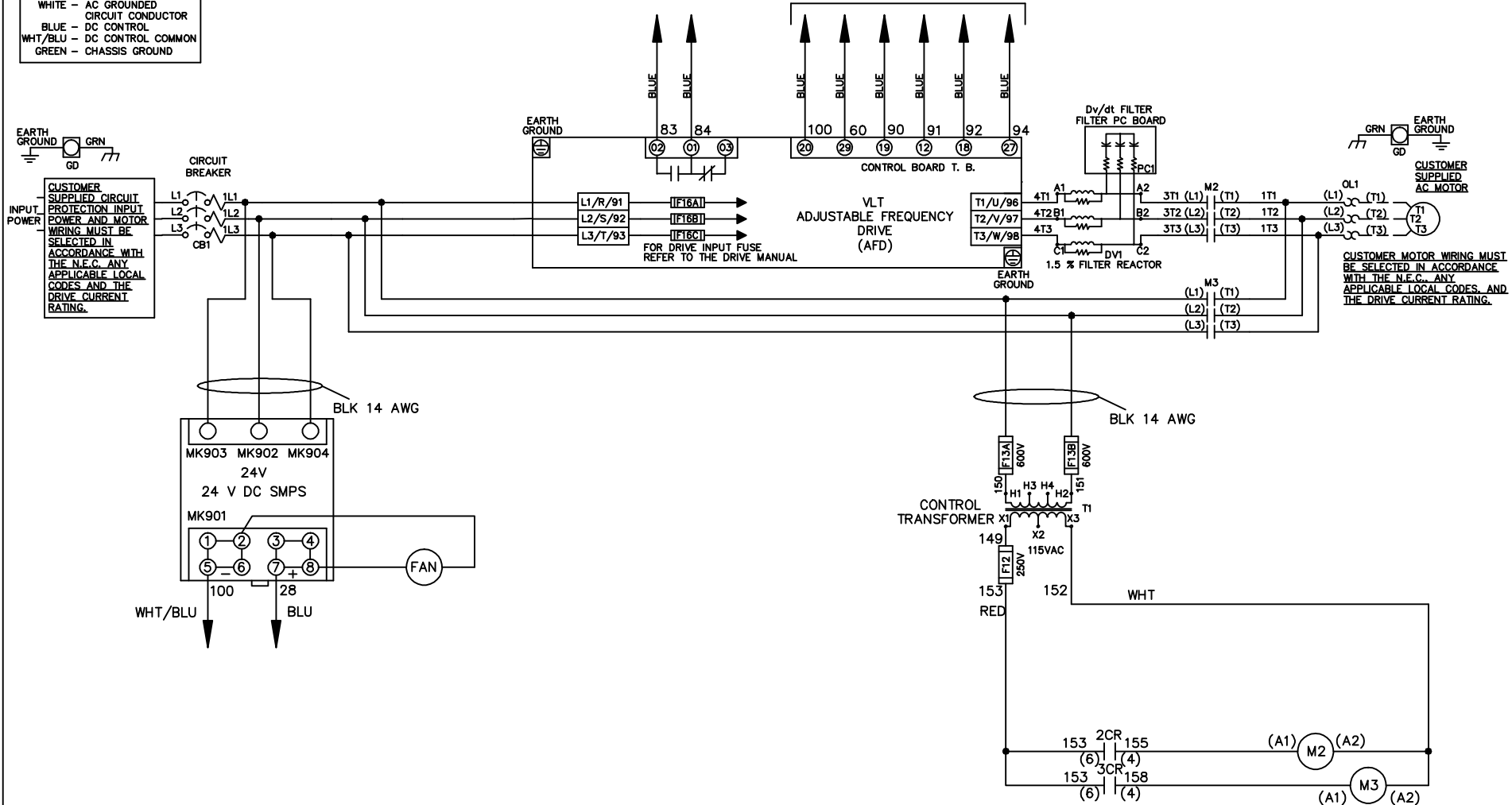


WIRE COLOR SCHEME
 BLACK - LINE VOLTAGE
 RED - AC CONTROL
 WHITE - AC GROUNDED
 CIRCUIT CONDUCTOR
 BLUE - DC CONTROL
 WHT/BLU - DC CONTROL COMMON
 GREEN - CHASSIS GROUND

* ALL CONTROL WIRES ARE BLUE EXCEPT WHERE NOTED. TO ELECTROMECHANICAL RELAY BOARD



-NOTICE-

THIS DRAWING IS PROPRIETARY AND SHALL NOT BE COPIED OR ITS CONTENTS DISCLOSED TO OUTSIDE PARTIES WITHOUT THE WRITTEN CONSENT OF THE TRANE COMPANY

DRN JNW
2/8/07

NAME 208 VOLT, 2C, CB
 , DRIVE FUSE, EMB2, FRAME C2N12
 , DVDT, SINGLE MTR

THE TRANE COMPANY
 A DIVISION OF
 AMERICAN STANDARD INC.

| | | |
|-----|---------|-------|
| A | SP08061 | 10/08 |
| REV | ECN | DATE |

APR

MODEL

PAGE 1 OF 2

SIZE A

DWG NO.

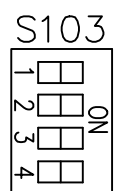
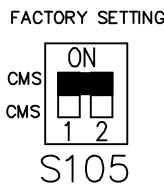
174U6464

| | | | | | | | | | |
|--|---------|-------|---------|-----|--|-------------|--------|---------|----------|
| REV | ECON | DATE | DRN JNW | APR | MODEL | PAGE 2 OF 2 | SIZE A | DWG NO. | 174U6464 |
| A | SP08066 | 10/08 | 2/14/07 | | NAME 208 VOLT, 2C, CB , DRIVE FUSE, EMB2, FRAME C2N12 , DVDI, SINGLE MTR | | | | |
| <p>THIS DRAWING IS PROPRIETARY AND SHALL NOT BE COPIED OR ITS CONTENTS DISCLOSED TO OUTSIDE PARTIES WITHOUT THE WRITTEN CONSENT OF THE TRANE COMPANY</p> <p>THE TRANE COMPANY A DIVISION OF AMERICAN STANDARD INC.</p> | | | | | | | | | |

| CONTACT SEQUENCE CHART FOR S1 X INDICATES CONTACT CLOSED | | |
|---|-------|-----|
| POSITION | DRIVE | OFF |
| 13-14 | | X |
| 23-24 | X | |



CUSTOMER CONNECTIONS X55, X56, X58
CLASS 2 POWER SOURCE
REQUIRED FOR FIELD CONNECTION
USE CLASS 1 CONDUCTORS
CONDUCTOR SIZE 28-14 AWG



CUSTOMER SETTING
AUTOMATIC BYPASS TIME SELECT

- ONLY # 1 ON 30 SECONDS
- ONLY # 2 ON 60 SEC.
- ONLY # 3 ON 300 SEC
- ALL ON 15 SEC.
- ALL OFF NO AUTO BYPASS (FACTORY DEFAULT)