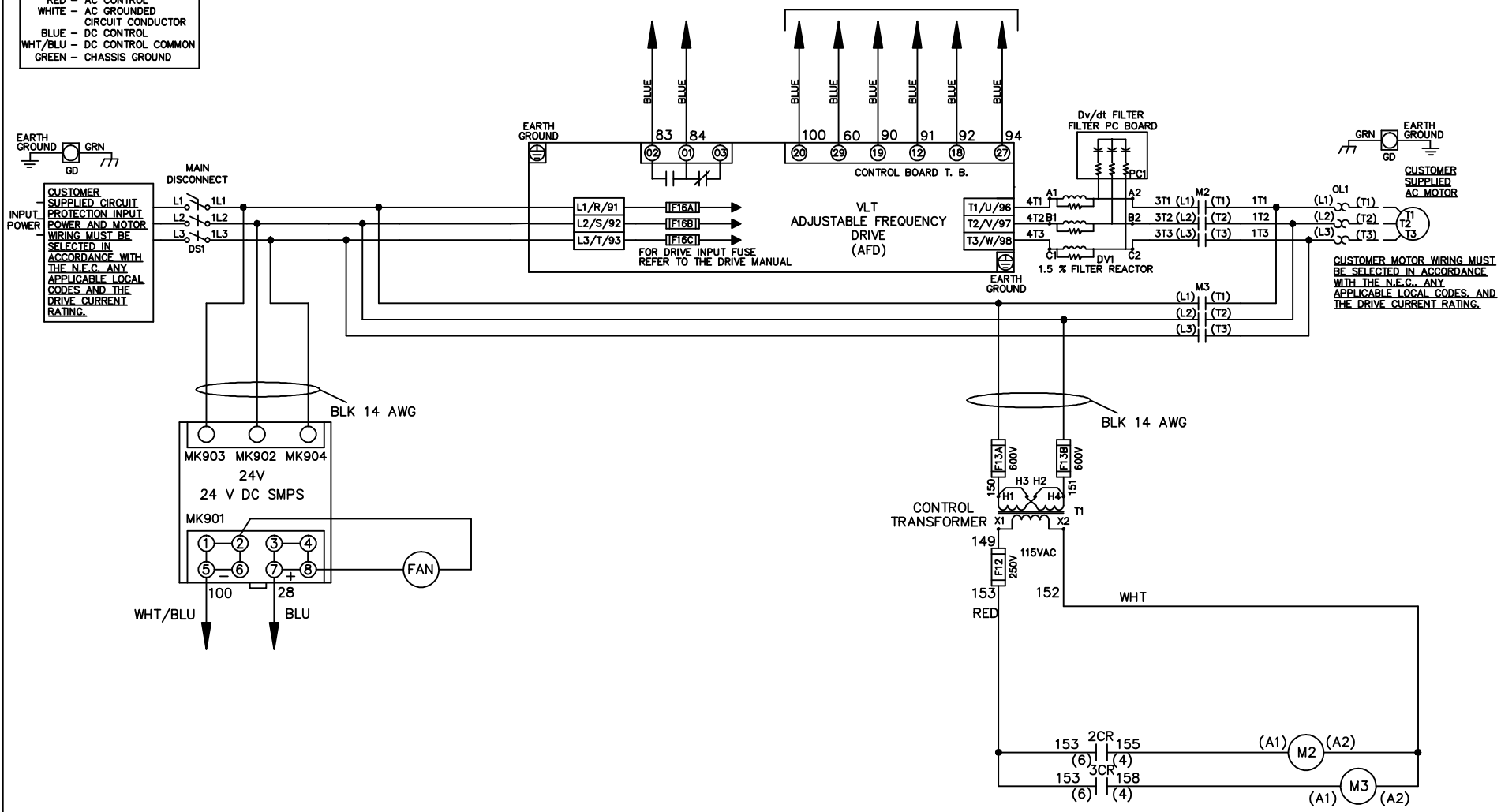


WIRE COLOR SCHEME
 BLACK - LINE VOLTAGE
 RED - AC CONTROL
 WHITE - AC GROUNDED
 CIRCUIT CONDUCTOR
 BLUE - DC CONTROL
 WHT/BLU - DC CONTROL COMMON
 GREEN - CHASSIS GROUND

* ALL CONTROL WIRES ARE BLUE EXCEPT WHERE NOTED. TO ELECTROMECHANICAL RELAY BOARD

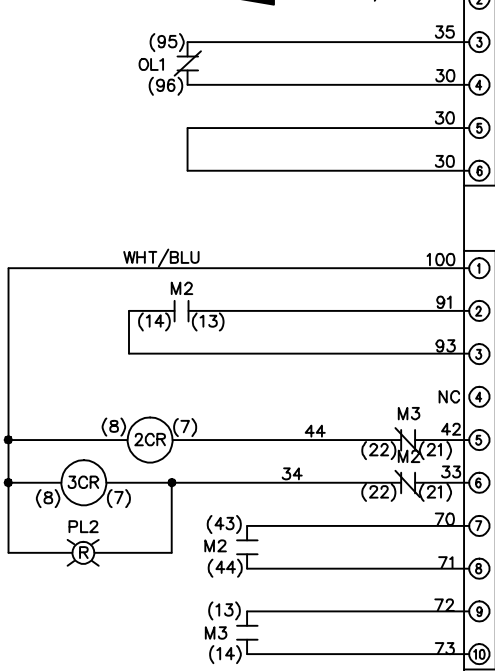


			-NOTICE-		DRN JNW 2/8/07		NAME230 VOLT,2C,MAIN DISC ,DRIVE FUSE,EMB2,FRAME C2N12 ,DVDT,SINGLE MTR		THE TRANE COMPANY A DIVISION OF AMERICAN STANDARD INC.	
A	SP08061	10/08	THIS DRAWING IS PROPRIETARY AND SHALL NOT BE COPIED OR ITS CONTENTS DISCLOSED TO OUTSIDE PARTIES WITHOUT THE WRITTEN CONSENT OF THE TRANE COMPANY			APR	MODEL	PAGE 1 OF 2	SIZE A	DWG NO. 174U6718
REV	ECN	DATE								

REV	ECON	DATE	DRN JNW	APR	MODEL	PAGE 2 OF 2	SIZE A	DWG NO.	174U6718
A	SP08066	10/08	2/14/07		NAME 230 VOLT, 2C MAIN DISC , DRIVE FUSE, EMB2, FRAME C2N12 , DVDI, SINGLE MTR				
<p>THIS DRAWING IS PROPRIETARY AND SHALL NOT BE COPIED OR ITS CONTENTS DISCLOSED TO OUTSIDE PARTIES WITHOUT THE WRITTEN CONSENT OF THE TRANE COMPANY</p> <p>THE TRANE COMPANY A DIVISION OF AMERICAN STANDARD INC.</p>									

CONTACT SEQUENCE CHART FOR S1
X INDICATES CONTACT CLOSED


POSITION	DRIVE	OFF	BYPASS
13-14			X
23-24	X		



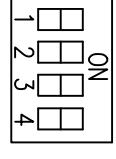
CUSTOMER CONNECTIONS X55, X56, X58
CLASS 2 POWER SOURCE
REQUIRED FOR FIELD CONNECTION
USE CLASS 1 CONDUCTORS
CONDUCTOR SIZE 28-14 AWG

ELECTROMECHANICAL BOARD

FACTORY SETTING



CUSTOMER SETTING



AUTOMATIC BYPASS TIME SELECT
ONLY # 1 ON 30 SECONDS
ONLY # 2 ON 60 SEC.
ONLY # 3 ON 300 SEC
ALL ON 15 SEC.
ALL OFF NO AUTO BYPASS (FACTORY DEFAULT)