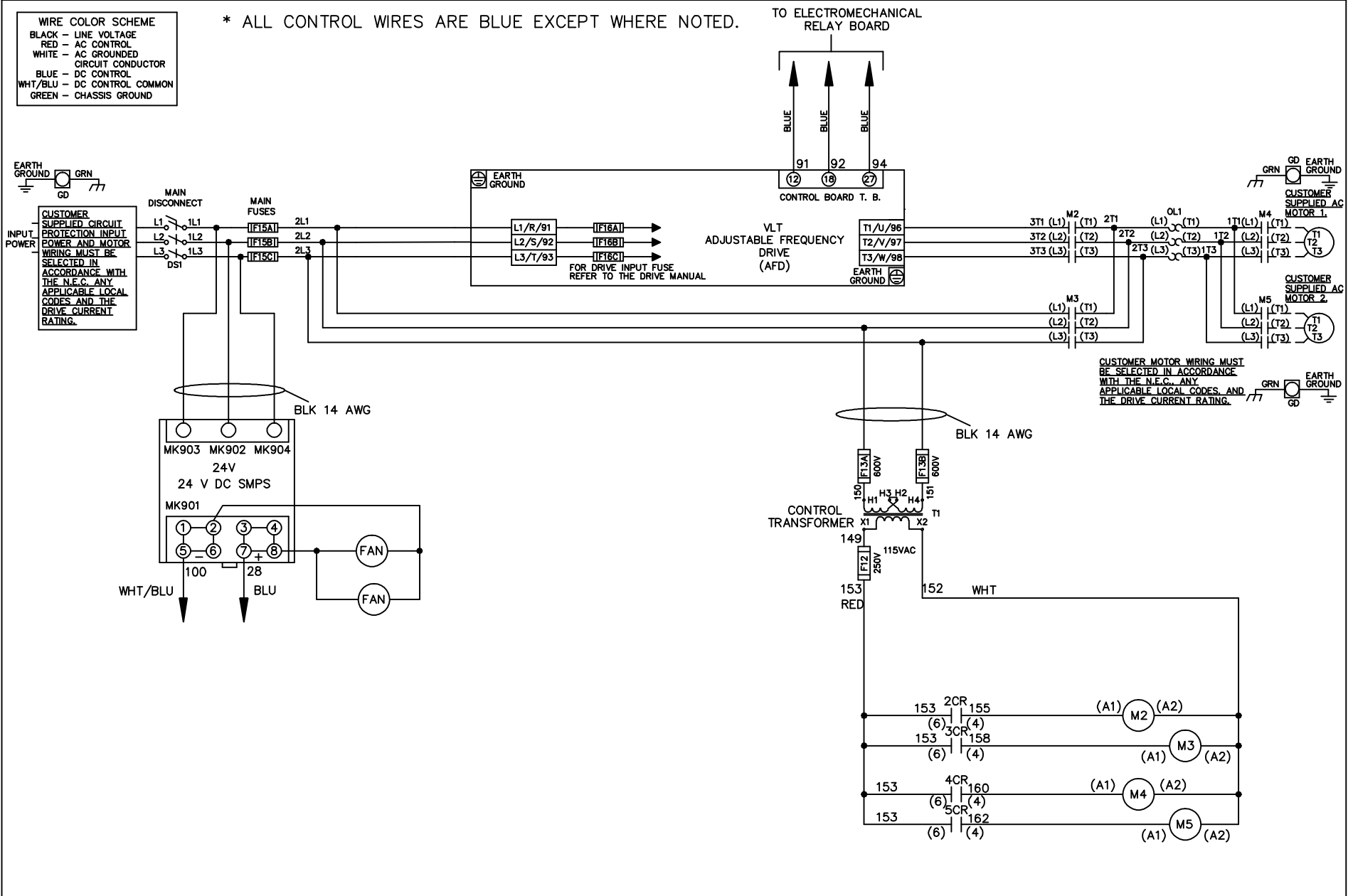


WIRE COLOR SCHEME	
BLACK	- LINE VOLTAGE
RED	- AC CONTROL
WHITE	- AC GROUNDED
	- CIRCUIT CONDUCTOR
BLUE	- DC CONTROL
WHT/BLU	- DC CONTROL COMMON
GREEN	- CHASSIS GROUND

\* ALL CONTROL WIRES ARE BLUE EXCEPT WHERE NOTED.



-NOTICE-

THIS DRAWING IS PROPRIETARY AND SHALL NOT BE COPIED OR ITS CONTENTS DISCLOSED TO OUTSIDE PARTIES WITHOUT THE WRITTEN CONSENT OF THE TRANE COMPANY

DRN JNW  
2/14/07  
APR

NAME460 VOLT,2C,MAIN DISC  
,MAIN FUSE,EMB1,FRAME C2N12  
,NO REACTOR & DVDT,CMS

THE TRANE COMPANY  
A DIVISION OF  
AMERICAN STANDARD INC.

A	SP08061	10/08
REV	ECN	DATE

MODEL PAGE 1 OF 2 SIZE A DWG NO. 174U6987

REV	ECN	DATE
A	SP08066	10/08

THIS DRAWING IS PROPRIETARY AND SHALL NOT BE COPIED OR ITS CONTENTS DISCLOSED TO OUTSIDE PARTIES WITHOUT THE WRITTEN CONSENT OF THE TRANE COMPANY

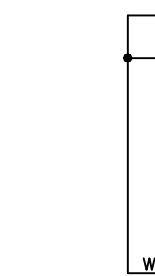
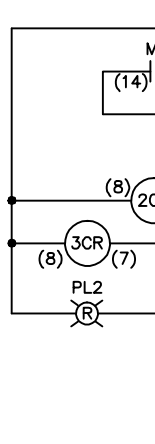

DRN JNW  
2/14/07  
APR

NAME 460 VOLT, 2C, MAIN DISC  
, MAIN FUSE, EMB1, FRAME C2N12  
, NO REACTOR & DVDI, CMS

MODEL  
PAGE 2 OF 2  
SIZE A  
DWG NO. 174U6987

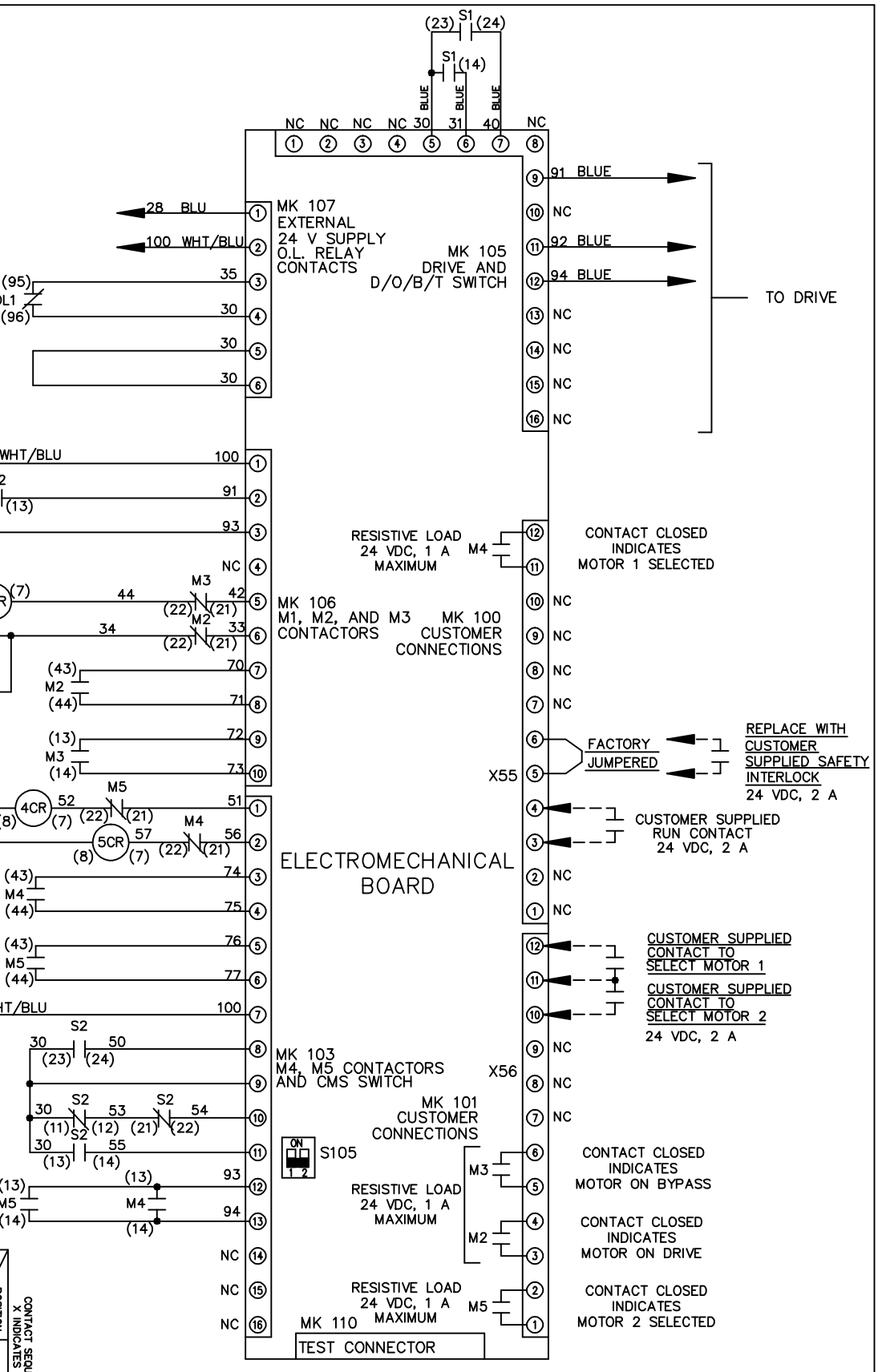
CONTACT SEQUENCE CHART FOR S1  
X INDICATES CONTACT CLOSED

POSITION	CONTACT	DRIVE	OFF BYPASS
13-14			X
23-24	X		

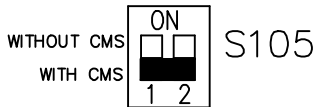


CONTACT SEQUENCE CHART FOR S2  
X INDICATES CONTACT CLOSED

POSITION	CONTACT	MOTOR 1	AUTO	MOTOR 2
11-12		X		
13-14			X	
21-22				X
23-24	X			



FACTORY SETTING



CUSTOMER CONNECTIONS X55, X56  
CLASS 2 POWER SOURCE  
REQUIRED FOR FIELD CONNECTION  
USE CLASS 1 CONDUCTORS  
CONDUCTOR SIZE 28-14 AWG

-NOTICE-

THE TRANE COMPANY  
A DIVISION OF  
AMERICAN STANDARD INC.