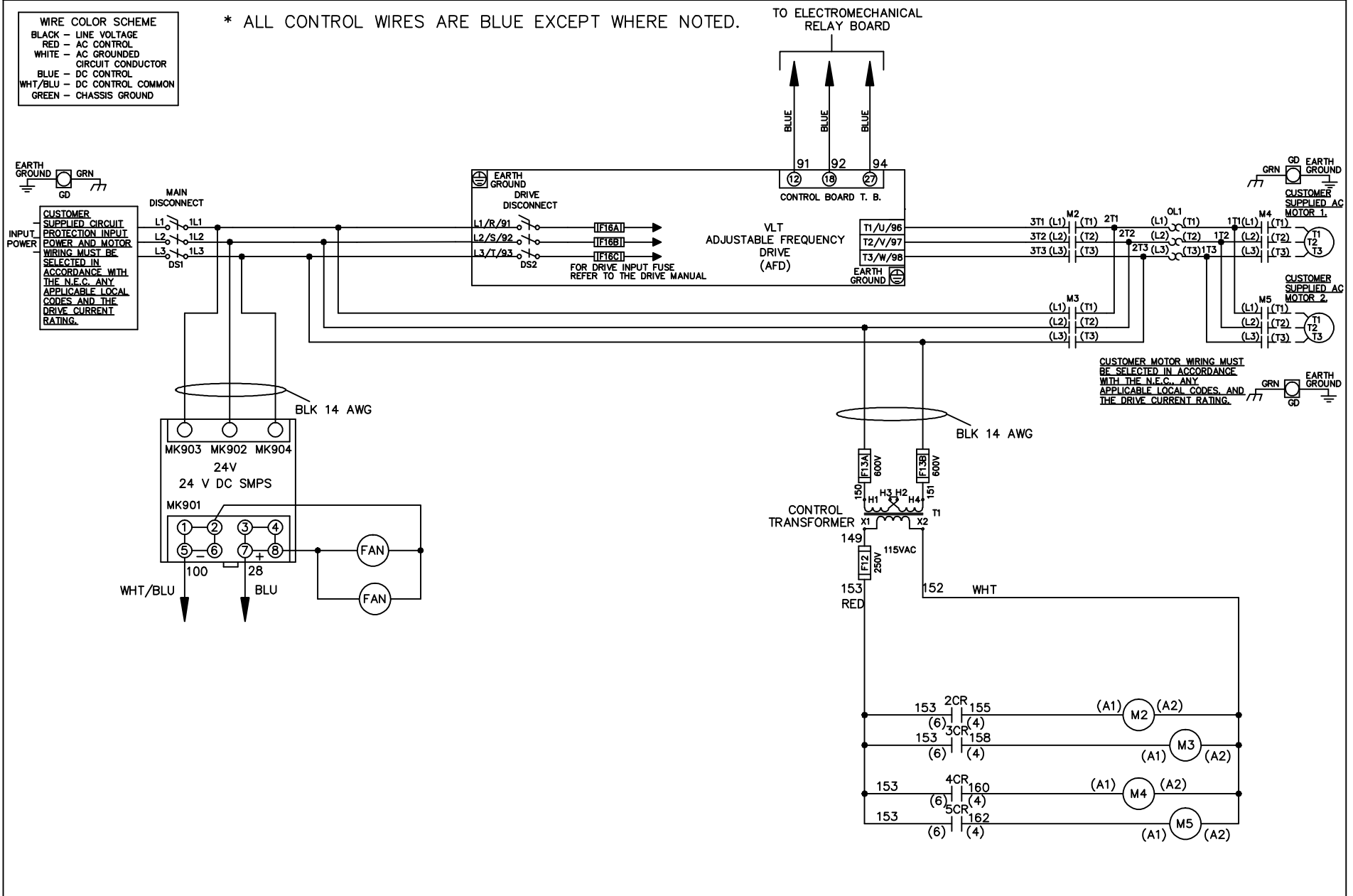


WIRE COLOR SCHEME	
BLACK	- LINE VOLTAGE
RED	- AC CONTROL
WHITE	- AC GROUNDED
	- CIRCUIT CONDUCTOR
BLUE	- DC CONTROL
WHT/BLU	- DC CONTROL COMMON
GREEN	- CHASSIS GROUND

* ALL CONTROL WIRES ARE BLUE EXCEPT WHERE NOTED.



-NOTICE-

THIS DRAWING IS PROPRIETARY AND SHALL NOT BE COPIED OR ITS CONTENTS DISCLOSED TO OUTSIDE PARTIES WITHOUT THE WRITTEN CONSENT OF THE TRANE COMPANY

DRN JNW
2/14/07
APR

NAME460 VOLT,2C,MAIN&DRIVE DISC
,DRIVE FUSE,EMB1,FRAME C2N12
,NO REACTOR & DVDT,CMS

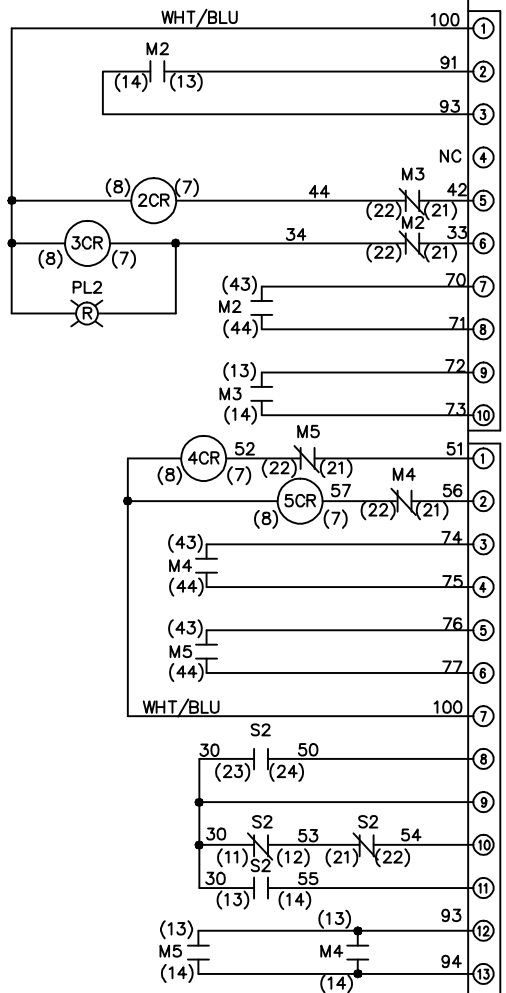
THE TRANE COMPANY
A DIVISION OF
AMERICAN STANDARD INC.

A	SP08061	10/08
REV	ECN	DATE

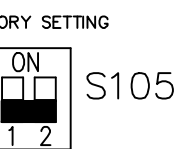
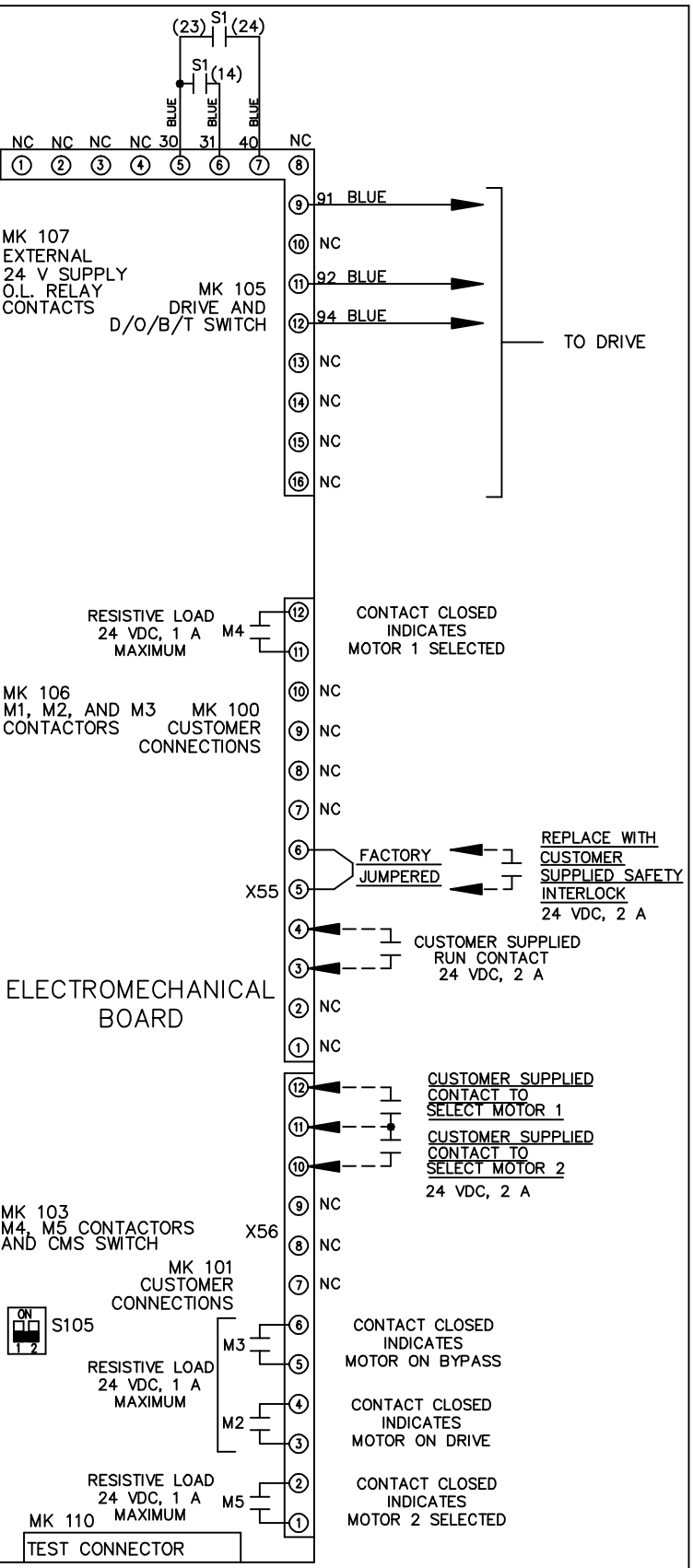
MODEL PAGE 1 OF 2 SIZE A DWG NO. 174U6990

REV	ECN	DATE
A	SP08066	10/08

CONTACT SEQUENCE CHART FOR S1		X INDICATES CONTACT CLOSED	
POSITION	CONTACT	DRIVE	OFF BYPASS
13-14			X
23-24		X	



CONTACT SEQUENCE CHART FOR S2		X INDICATES CONTACT CLOSED	
POSITION	CONTACT	MOTOR 1	MOTOR 2
11-12		X	
13-14			X
21-22		X	
23-24			X



CUSTOMER CONNECTIONS X55, X56
 CLASS 2 POWER SOURCE
 REQUIRED FOR FIELD CONNECTION
 USE CLASS 1 CONDUCTORS
 CONDUCTOR SIZE 28-14 AWG

THIS DRAWING IS PROPRIETARY AND SHALL NOT BE COPIED OR ITS CONTENTS DISCLOSED TO OUTSIDE PARTIES WITHOUT THE WRITTEN CONSENT OF THE TRANE COMPANY

DRN JNW
 2/14/07
 APR

NAME 460 VOLT, 2C, MAIN & DRIVE DISC
 , DRIVE FUSE, EMB1, FRAME C2N12
 , NO REACTOR & DVDI, CMS

THE TRANE COMPANY
 A DIVISION OF
 AMERICAN STANDARD INC.

-NOTICE-

PAGE 2 OF 2

SIZE A

DWG NO. 174U6990