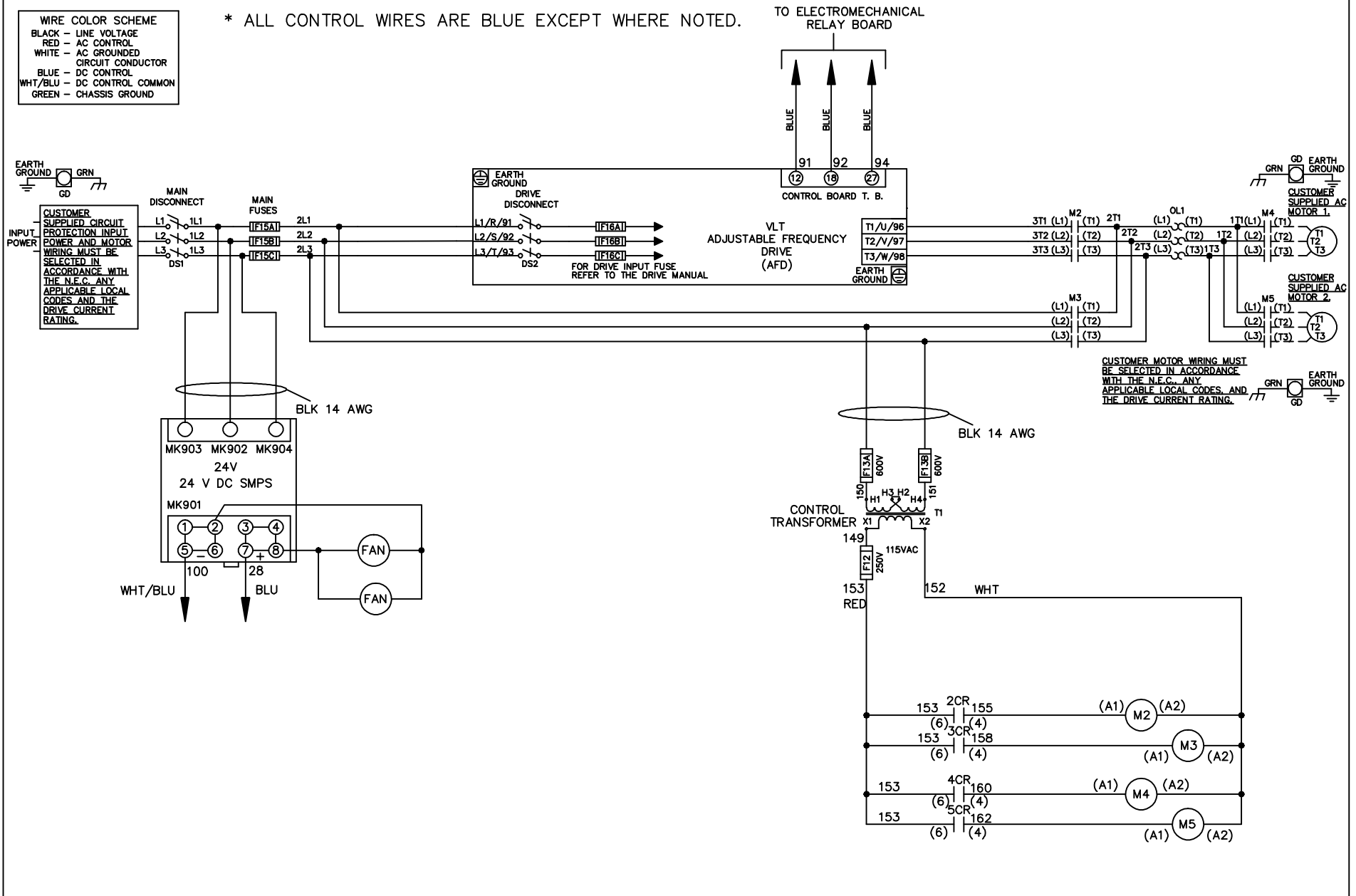


| WIRE COLOR SCHEME | |
|-------------------|---------------------|
| BLACK | - LINE VOLTAGE |
| RED | - AC CONTROL |
| WHITE | - AC GROUNDED |
| BLUE | - DC CONTROL |
| WHT/BLU | - DC CONTROL COMMON |
| GREEN | - CHASSIS GROUND |

* ALL CONTROL WIRES ARE BLUE EXCEPT WHERE NOTED.



-NOTICE-

THIS DRAWING IS PROPRIETARY AND SHALL NOT BE COPIED OR ITS CONTENTS DISCLOSED TO OUTSIDE PARTIES WITHOUT THE WRITTEN CONSENT OF THE TRANE COMPANY

DRN JNW
2/14/07
APR

NAME460 VOLT,2C,MAIN&DRIVE DISC
,MAIN FUSE,EMB1,FRAME C2N12
,NO REACTOR & DVDT,CMS

THE TRANE COMPANY
A DIVISION OF
AMERICAN STANDARD INC.

| | | |
|-----|---------|-------|
| A | SP08061 | 10/08 |
| REV | ECN | DATE |

MODEL PAGE 1 OF 2 SIZE A DWG NO. 174U6993

| | | |
|-----|---------|-------|
| REV | ECN | DATE |
| A | SP08066 | 10/08 |

THIS DRAWING IS PROPRIETARY AND SHALL NOT BE COPIED OR ITS CONTENTS DISCLOSED TO OUTSIDE PARTIES WITHOUT THE WRITTEN CONSENT OF THE TRANE COMPANY

DRN JNW
2/14/07
APR

NAME 460 VOLT, 2C, MAIN&DRIVE DISC
, MAIN FUSE, EMB1, FRAME C2N12
, NO REACTOR & DVDI, CMS

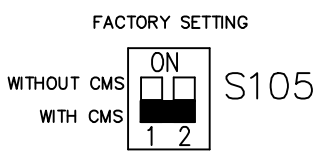
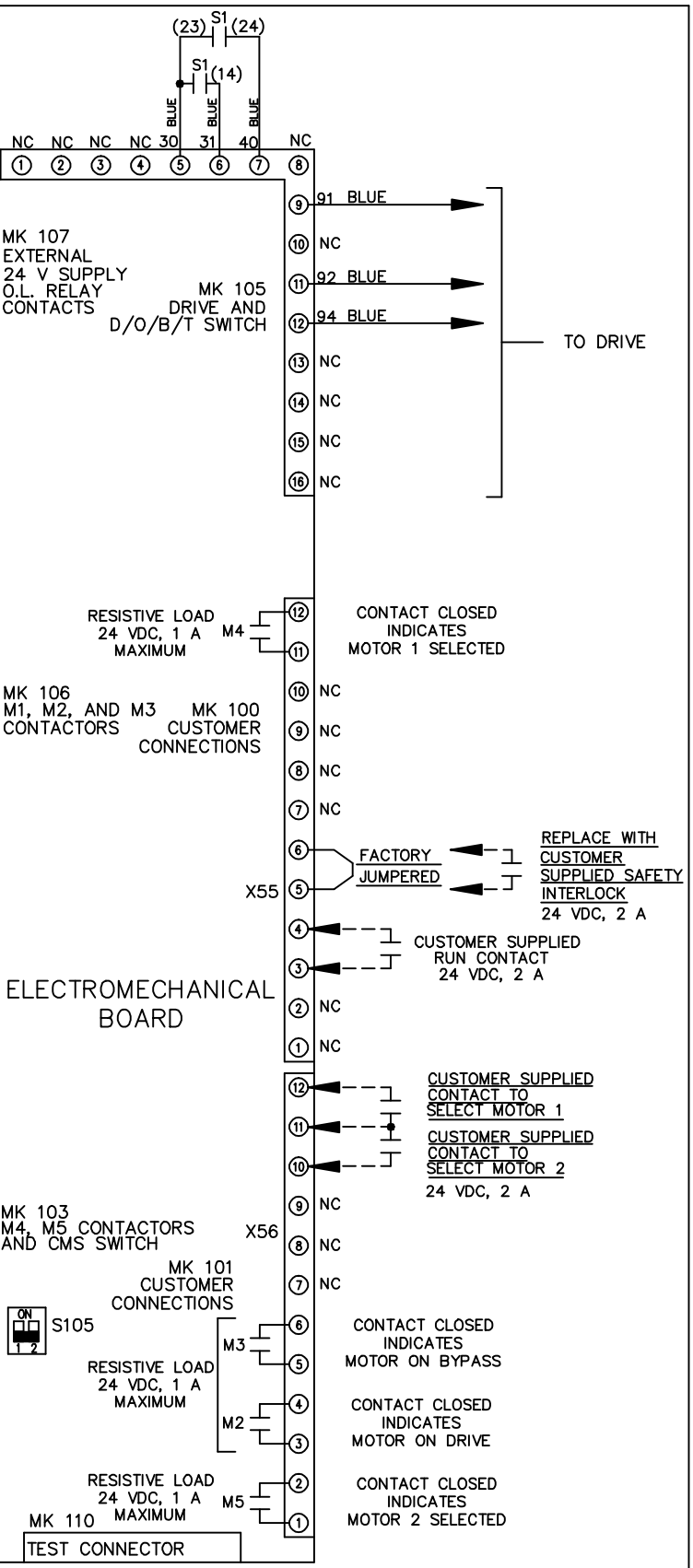
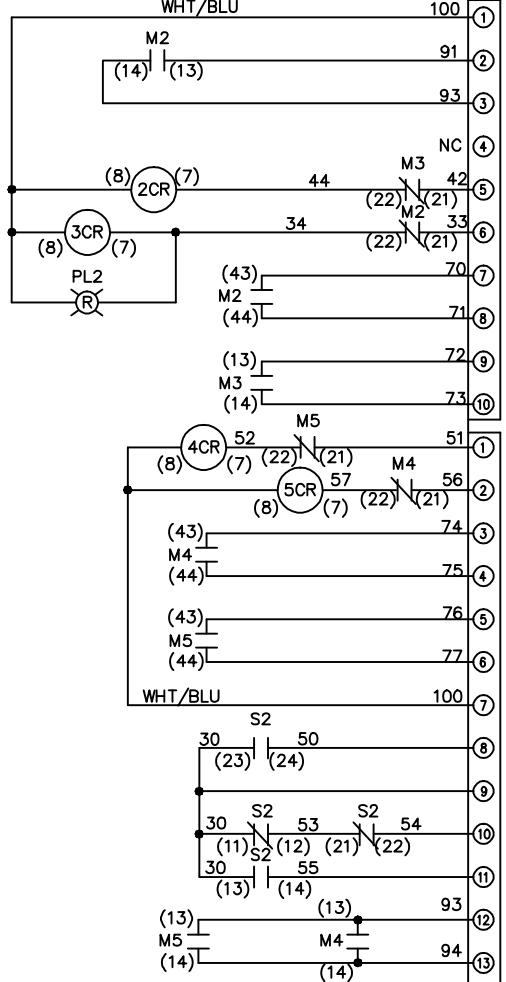
THE TRANE COMPANY
A DIVISION OF
AMERICAN STANDARD INC.

CONTACT SEQUENCE CHART FOR S1
X INDICATES CONTACT CLOSED

| POSITION | CONTACT | DRIVE | OFF | BYPASS |
|----------|---------|-------|-----|--------|
| 13-14 | X | | | |
| 23-24 | | X | | X |

CONTACT SEQUENCE CHART FOR S2
X INDICATES CONTACT CLOSED

| POSITION | CONTACT | MOTOR 1 | AUTO | MOTOR 2 |
|----------|---------|---------|------|---------|
| 11-12 | X | X | | |
| 13-14 | | | X | |
| 21-22 | X | X | | |
| 23-24 | X | | | X |



CUSTOMER CONNECTIONS X55, X56
CLASS 2 POWER SOURCE
REQUIRED FOR FIELD CONNECTION
USE CLASS 1 CONDUCTORS
CONDUCTOR SIZE 28-14 AWG