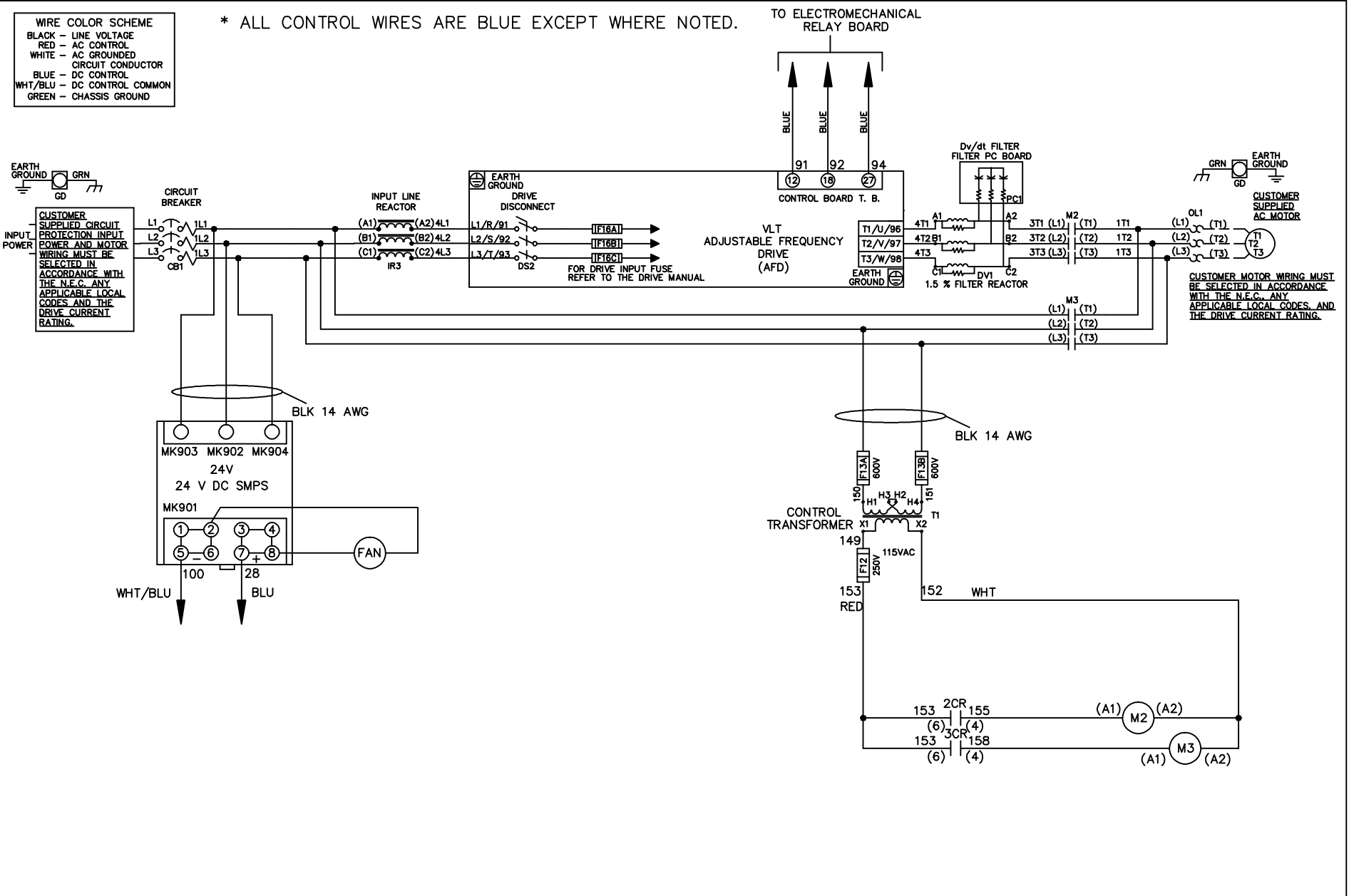


WIRE COLOR SCHEME
 BLACK - LINE VOLTAGE
 RED - AC CONTROL
 WHITE - AC GROUNDED
 CIRCUI CONDUCTOR
 BLUE - DC CONTROL
 WHT/BLU - DC CONTROL COMMON
 GREEN - CHASSIS GROUND

* ALL CONTROL WIRES ARE BLUE EXCEPT WHERE NOTED.



			-NOTICE-		DRN JNW 2/14/07		NAME4-60 VOLT,2C,CB & DRIVE DISC ,DRIVE FUSE,EMB1,FRAME C2N12 ,REACTOR & DVDT,SINGLE MTR		THE TRANE COMPANY A DIVISION OF AMERICAN STANDARD INC.		
A	SP08061	10/08	THIS DRAWING IS PROPRIETARY AND SHALL NOT BE COPIED OR ITS CONTENTS DISCLOSED TO OUTSIDE PARTIES WITHOUT THE WRITTEN CONSENT OF THE TRANE COMPANY			APR	MODEL	PAGE 1 OF 2	SIZE A	DWG NO.	174U7023
REV	ECN	DATE									

REV	ECN	DATE
A	SP08066	10/08

CONTACT SEQUENCE CHART FOR S1
X INDICATES CONTACT CLOSED

POSITION	DRIVE	OFF	BYPASS
13-14			X
23-24	X		

THIS DRAWING IS PROPRIETARY AND SHALL NOT BE COPIED OR ITS CONTENTS DISCLOSED TO OUTSIDE PARTIES WITHOUT THE WRITTEN CONSENT OF THE TRANE COMPANY

DRN JNW
2/14/07
APR

NAME 460 VOLT, 2C, CB & DRIVE DISC
, DRIVE FUSE, EMB1, FRAME C2N12
, REACTOR & DVDI, SINGLE MTR

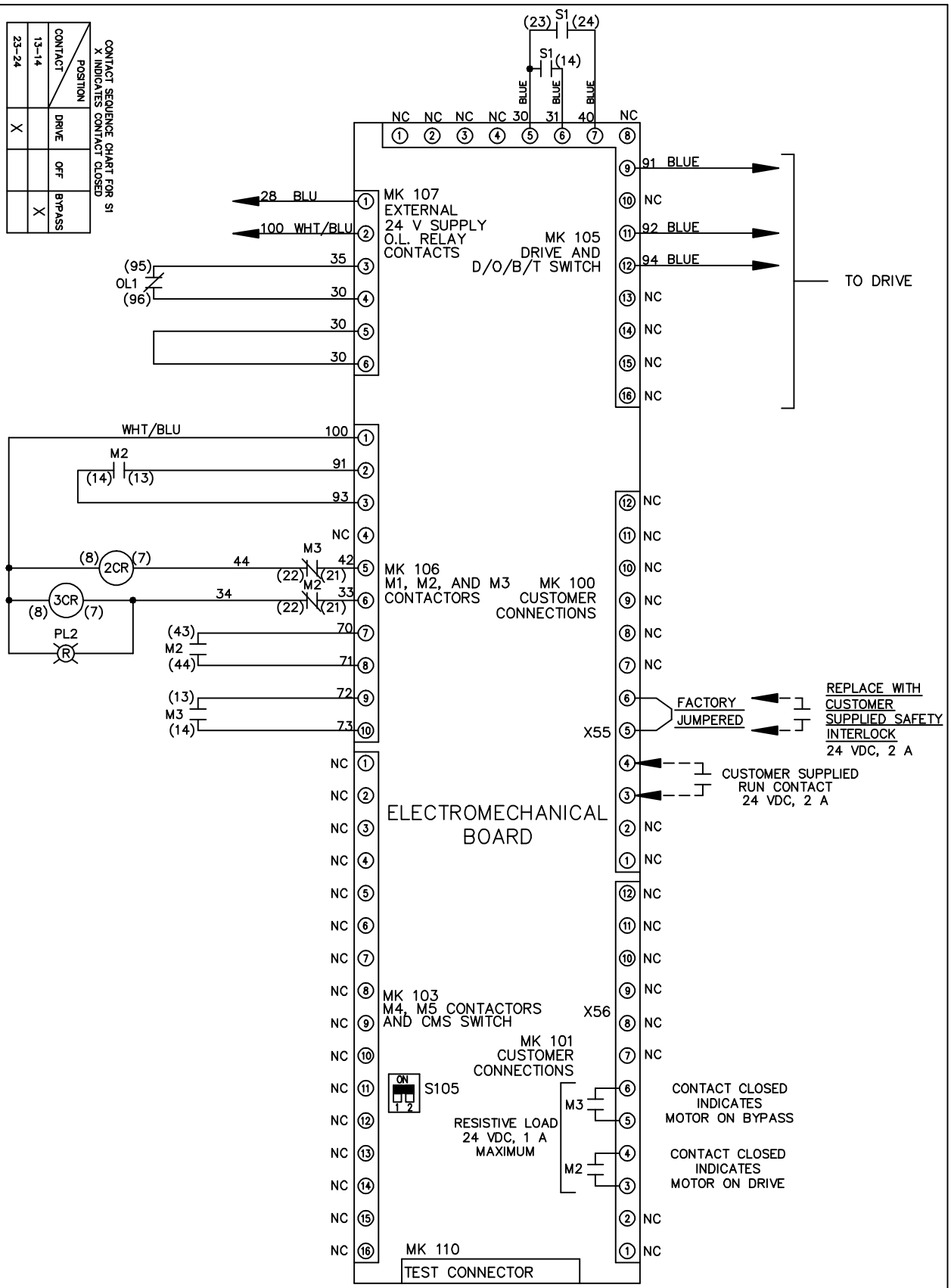
MODEL

PAGE 2 OF 2

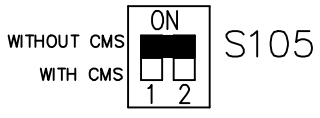
SIZE A

DWG NO. 174U7023

THE TRANE COMPANY
A DIVISION OF
AMERICAN STANDARD INC.



FACTORY SETTING



CUSTOMER CONNECTIONS X55, X56
CLASS 2 POWER SOURCE
REQUIRED FOR FIELD CONNECTION
USE CLASS 1 CONDUCTORS
CONDUCTOR SIZE 28-14 AWG