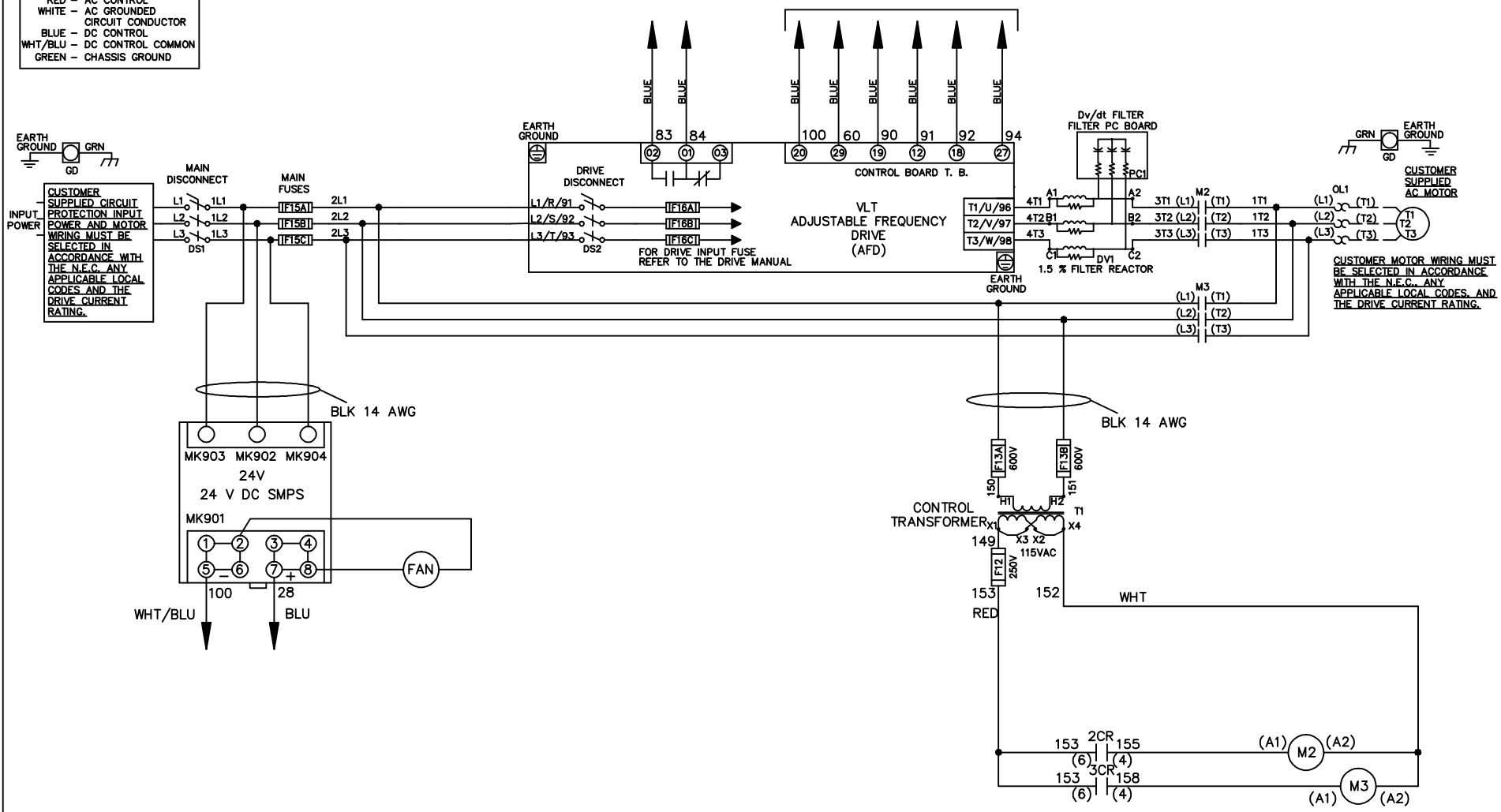


WIRE COLOR SCHEME
 BLACK - LINE VOLTAGE
 RED - AC CONTROL
 WHITE - AC GROUNDED
 CIRCUIT CONDUCTOR
 BLUE - DC CONTROL
 WHT/BLU - DC CONTROL COMMON
 GREEN - CHASSIS GROUND

* ALL CONTROL WIRES ARE BLUE EXCEPT WHERE NOTED. TO ELECTROMECHANICAL RELAY BOARD



-NOTICE-

THIS DRAWING IS PROPRIETARY AND SHALL NOT BE COPIED OR ITS CONTENTS DISCLOSED TO OUTSIDE PARTIES WITHOUT THE WRITTEN CONSENT OF THE TRANE COMPANY

DRN JNW
2/8/07

NAME600 VOLT,2C,MAIN&DRIVE DISC
 ,MAIN FUSE,EMB2,FRAME C2N12
 ,DVDT,SINGLE MTR

THE TRANE COMPANY
 A DIVISION OF
 AMERICAN STANDARD INC.

| | | |
|-----|---------|-------|
| A | SP08061 | 10/08 |
| REV | ECN | DATE |

APR

MODEL

PAGE 1 OF 2

SIZE A

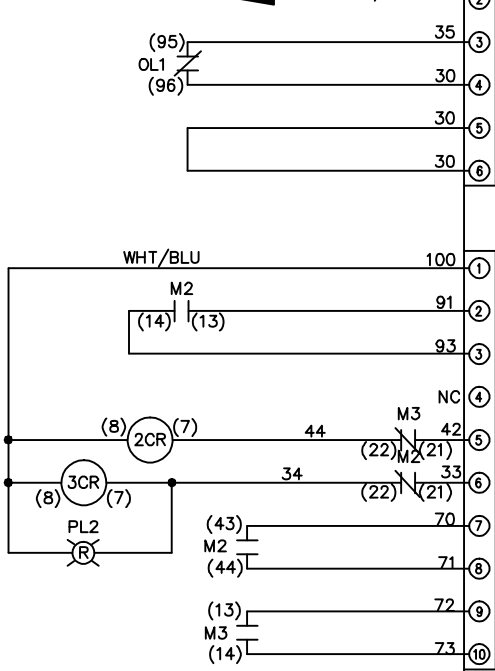
DWG NO.

174U7198

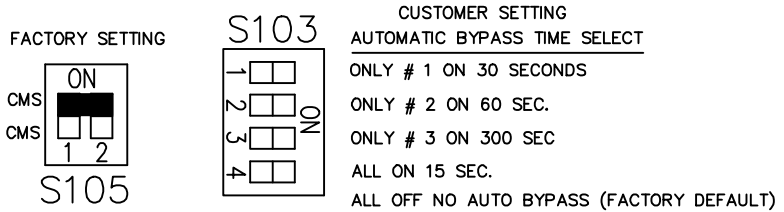
| | | | | | | | | | | | | |
|-----|---------|-------|---------|-----|---------|-------|---|------|---|---------|----------|--|
| REV | ECON | DATE | DRN JNW | APR | 2/14/07 | MODEL | NAME 600 VOLT, 2C MAIN & DRIVE DISC , MAIN FUSE, EMB2, FRAME C2N12 , DVD1, SINGLE MTR | SIZE | A | DWG NO. | 174U7198 | THE TRANE COMPANY A DIVISION OF AMERICAN STANDARD INC. |
| A | SP08066 | 10/08 | | | | | | PAGE | 2 | OF | 2 | |

CONTACT SEQUENCE CHART FOR S1
X INDICATES CONTACT CLOSED

| POSITION | DRIVE | OFF | BYPASS |
|----------|-------|-----|--------|
| 13-14 | | | X |
| 23-24 | X | | |



CUSTOMER CONNECTIONS X55, X56, X58
CLASS 2 POWER SOURCE
REQUIRED FOR FIELD CONNECTION
USE CLASS 1 CONDUCTORS
CONDUCTOR SIZE 28-14 AWG



-NOTICE-
THIS DRAWING IS PROPRIETARY AND SHALL NOT
BE COPIED OR ITS CONTENTS DISCLOSED TO
OUTSIDE PARTIES WITHOUT THE WRITTEN
CONSENT OF THE TRANE COMPANY