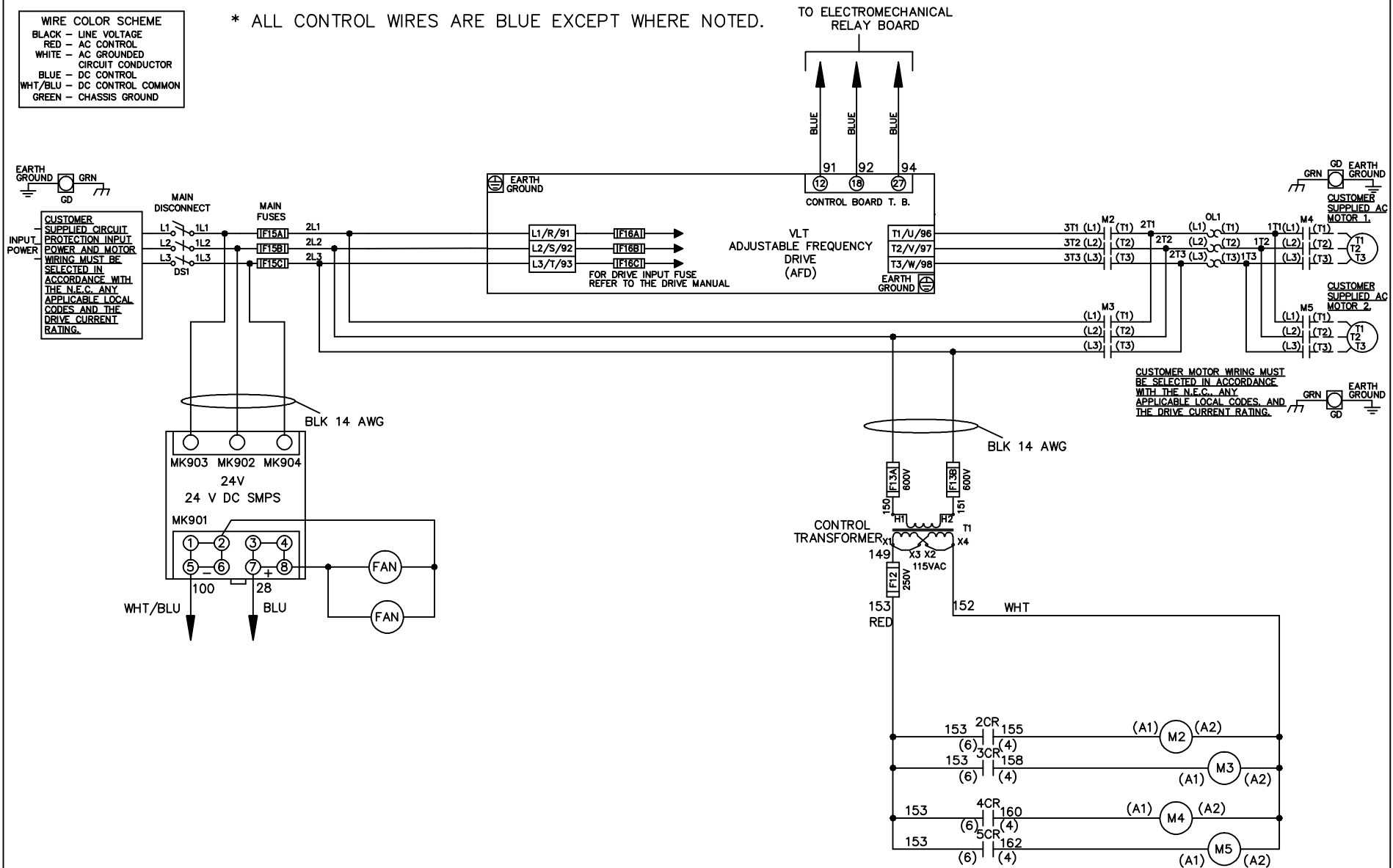


WIRE COLOR SCHEME
 BLACK - LINE VOLTAGE
 RED - AC CONTROL
 WHITE - AC GROUNDED
 CIRCUIT CONDUCTOR
 BLUE - DC CONTROL
 WHT/BLU - DC CONTROL COMMON
 GREEN - CHASSIS GROUND

* ALL CONTROL WIRES ARE BLUE EXCEPT WHERE NOTED.



-NOTICE-

THIS DRAWING IS PROPRIETARY AND SHALL NOT BE COPIED OR ITS CONTENTS DISCLOSED TO OUTSIDE PARTIES WITHOUT THE WRITTEN CONSENT OF THE TRANE COMPANY

DRN JNW
2/14/07

APR

NAME600 VOLT,2C,MAIN DISC
 ,MAIN FUSE,EMB1,FRAME C2N12
 ,NO REACTOR & DVDT,CMS

MODEL

PAGE 1 OF 2

SIZE A

DWG NO.

THE TRANE COMPANY
 A DIVISION OF
 AMERICAN STANDARD INC.

A SP08061 10/08

REV ECN DATE

174U7221

POSITION	DRIVE	OFF BYPASS
CONTACT 13-14		X
23-24	X	

X INDICATES CONTACT CLOSED

REV	ECN	DATE
A	SP08066	10/08

THIS DRAWING IS PROPRIETARY AND SHALL NOT BE COPIED OR ITS CONTENTS DISCLOSED TO OUTSIDE PARTIES WITHOUT THE WRITTEN CONSENT OF THE TRANE COMPANY

-NOTICE-

DRN JNW
2/14/07
APR

NAME 600 VOLT,2C,MAIN DISC
,MAIN FUSE,EMB1,FRAME C2N12
,NO REACTOR & DVDT,CMS

MODEL

PAGE 2 OF 2

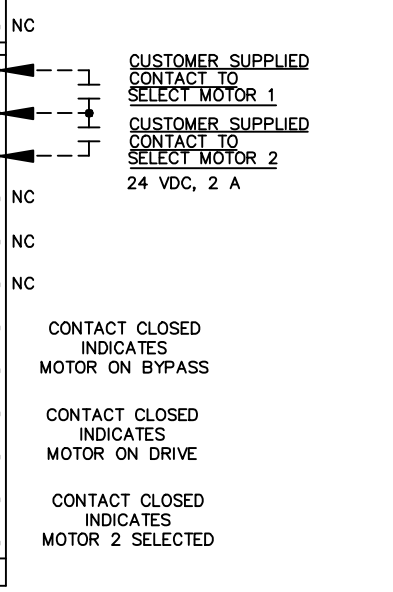
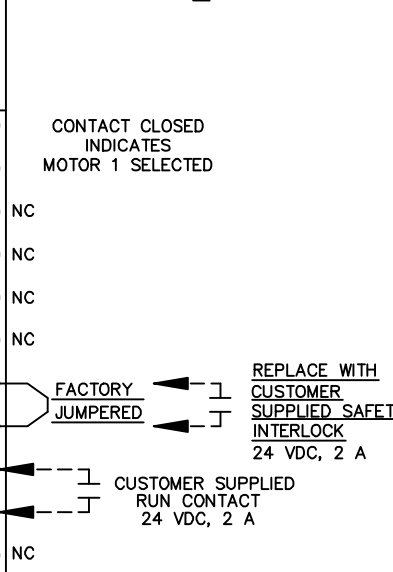
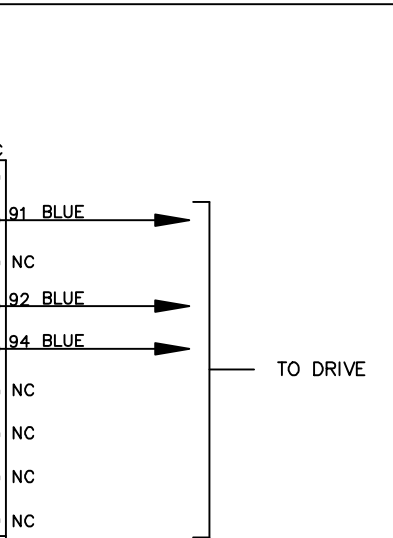
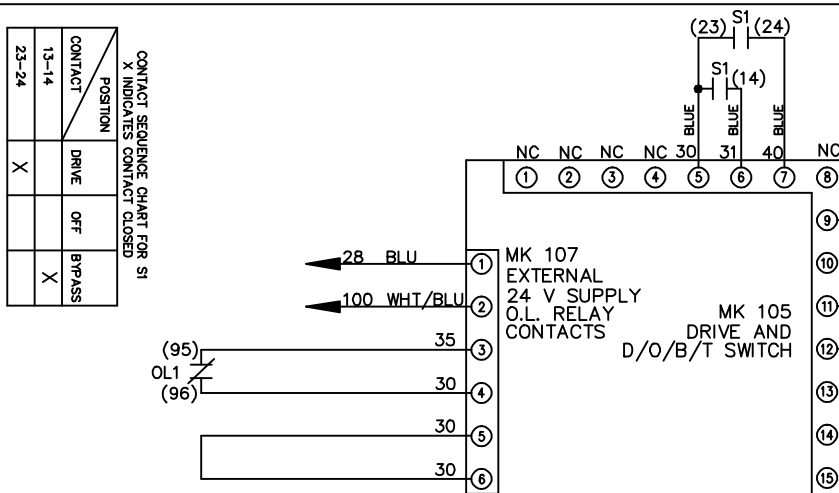
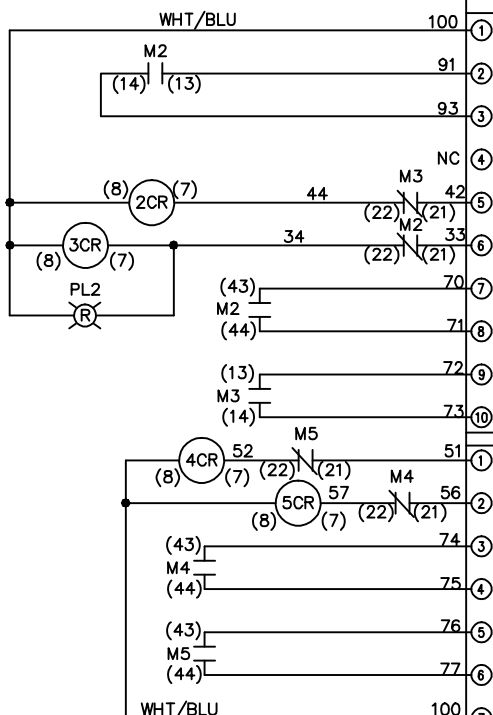
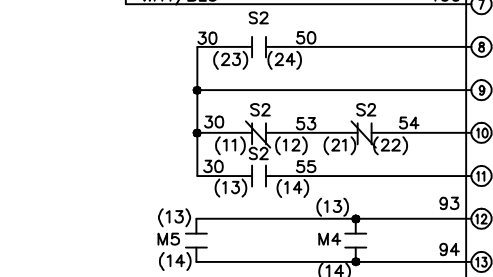
SIZE A

DWG NO. 174U7221

THE TRANE COMPANY
A DIVISION OF
AMERICAN STANDARD INC.

POSITION	MOTOR 1	MOTOR 2
CONTACT 11-12	X	
13-14		X
21-22		X
23-24	X	

X INDICATES CONTACT CLOSED



CUSTOMER CONNECTIONS X55,X56 CLASS 2 POWER SOURCE REQUIRED FOR FIELD CONNECTION USE CLASS 1 CONDUCTORS CONDUCTOR SIZE 28-14 AWG

